



**Paradise Recreation and Park District
Board of Directors - Regular Meeting**
Terry Ashe Recreation Center, Room B
Wednesday, December 14, 2022, 6:00 pm

The public may listen to this meeting via computer or telephone. The public may submit comments prior to the meeting via email to BODclerk@paradisepprd.com before 1:00 p.m. on the day of the meeting and they will be read into the record. Please use the link to join the webinar: <https://us02web.zoom.us/j/84518561101?pwd=TXRZdUNPTk5MNFM1SWdvdzlmZENUQT09> Or via Telephone: Dial by your location: +1 669 900 9128 US (San Jose). Meeting ID: 845 1856 1101 Password: 6626

Members of the public may comment on Agenda items at the time the item is presented. Speakers may comment on items not listed on the Agenda under Public Comment. Comments should be limited to a maximum of three (3) minutes. State Law prohibits the PRPD Board of Directors from acting on items not listed on the agenda. Please notify the meeting clerk prior to the start of the meeting if you wish to be heard.

1. CALL TO ORDER

- 1.1. Pledge of Allegiance
- 1.2. Roll Call
- 1.3. Welcome Guests: Jim McCourt (Meeder Investments)
- 1.4. Special Presentations: Dan Efseaff- California Association of Recreation and Park Districts (CARPD) Resolution of Recognition for Dennis Ivey

2. PUBLIC COMMENT

3. CONSENT AGENDA

- 3.1. Board Minutes: Regular Meeting of November 9, 2022
- 3.2. Payment of Bills/Disbursements (Warrants and Checks Report)
Check # 054651 – 054829 and ACHs
- 3.3. Information Items (Acceptance only):
 - A. Safety Committee Meeting Minutes from November 16, 2022

4. COMMITTEE REPORTS

- 4.1. Recreation and Park Committee Meeting of November 16, 2022. – The Recreation and Park Committee met to tour properties previously acquired or currently considered.

5. OLD BUSINESS

- 5.1. Update and Outlook on District Investment Portfolio (Information Only). – Jim McCourt will be attending the meeting and giving an update on the initially constructed portfolio and the outlook for the investment strategy going forward.
- 5.2. Extension of Task Agreement and Acceptance of Grant – Since November 12, 2020, the Board of Directors (BOD) have approved several agreements with The Nature Conservancy (TNC) to continue to support District's efforts to develop nature-based fire risk reduction options. The partnership has expanded the District's capacity to explore these options. The second task agreement will expire December 31, 2022. The new agreement will continue those efforts until 2024.
Recommendation: *Authorize the District Manager to complete an updated task agreement and accept any new grant funding with the Nature Conservancy.*

6. NEW BUSINESS

- 6.1. Resolution # 22-12-1-520. – Recognition of Dennis Ivey and his service as a board member.
Recommendation: *Approve Resolution #22-12-1-520.*

- 6.2. Election of Officers – The PRPD Board of Directors will elect a Chairperson, Vice Chairperson, and Secretary to serve in the 2023 calendar year. **Recommendation:** *Elect officers to serve on the PRPD Board of Directors for the 2023 calendar year.*

7. REPORTS

- 7.1. District Report
7.2. Board Liaison Report

8. CLOSED SESSION:

- 8.1. The Board will meet in Closed Session pursuant to California Government Code Section 54956.8, to discuss real estate negotiations within District boundaries.

9. BOARD COMMENT

10. ADJOURNMENT

Adjourn to the next regular meeting on 1/11/2023 at 6:00 p.m., in Conference Room B, at the Terry Ashe Recreation Center (6626 Skyway, Paradise, California).



In accordance with the Americans with Disabilities Act, if you need a special accommodation to participate in the meeting, please contact the District Administrative Office at 530-872-6393 or info@paradisepdpd.com at least 48 hours in advance of the meeting.

This institution is an equal opportunity provider and employer.

If you wish to file a Civil Rights program complaint of discrimination, complete the USDA Program Discrimination Complaint Form, found online at http://www.ascr.usda.gov/complaint_filing_cust.html, or at any USDA office, or call (866) 632-9992 to request the form. You may also write a letter containing all of the information requested in the form. Send your completed complaint form or letter to us by mail at U.S. Department of Agriculture, Director, Office of Adjudication, 1400 Independence Avenue, S.W., Washington, D.C. 20250-9410, by fax (202) 690-7442 or email at program.intake@usda.gov.

004907

Paradise Recreation and Park District
Board of Directors Regular Meeting
 Terry Ashe Recreation Center
 November 9, 2022

MINUTES

1. CALL TO ORDER:

Board Chairperson Al McGreehan called the Regular Meeting of the Paradise Recreation and Park District Board of Directors to order at 6:01 p.m.

1.1 PLEDGE OF ALLEGIANCE:

Chairperson McGreehan led the Pledge of Allegiance.

1.2 ROLL CALL:

Present: Al McGreehan (Chairperson), Steve Rodowick (Vice-Chairperson), Mary Bellefeuille (Secretary), Robert Anderson (Director), Dennis Ivey (Director).

PRPD STAFF:

Present: Dan Efseaff (District Manager), Mark Cobb (Park Supervisor), Catherine Merrifield (District Accountant), Sarah Hoffman (Board Clerk), Lori McCoslin (Recreation Specialist), Sunny Quigley (Administrative Assistant II), Lorrennis Leeds (Administrative Assistant I)

Present via teleconference: Kristi Sweeney (Assistant District Manager), Jeff Dailey (Recreation Supervisor).

1.3 WELCOME GUESTS:

Board Clerk Hoffman welcomed the guests present.

Present: Judy Orlando, Scarlett Miller, Penny Vaughn, Nathan Peck, Crystal Peck, Bryon Dixon, Gary Hartley, Andy Kiser, Gary Paul, Katy Philippe, Nate, Seidenglanz, Jennifer Arbuckle.

Present via teleconference: Garima (Harshwal and Company LLC), John Stonebraker.

1.4 SPECIAL PRESENTATIONS:

A. Mark Cobb (Park Supervisor, PRPD) - Certificate of Appreciation for Eagle Scouts, Nate Seidenglanz and Xavier Peck

Park Supervisor Cobb gave a brief verbal presentation on the Boy Scouts who built and installed some informative signs at a couple of the PRPD Parks. He then presented both Boy Scouts with an appreciation award.

B. Jennifer Arbuckle (Jennifer Arbuckle Consulting) - PRPD's Beverage Container Recycling Program and Grant Update.

004908

Jennifer gave a presentation on what she has been doing with the Beverage Container Recycling Program and gave an update on the current grant.

She stated that 56 bins have been installed and 6 more will be installed soon. She showed those present a commercial regarding recycling at the parks.

Jennifer then mentioned that she is working with the Town of Paradise to get water bottle refill stations and bear proof trash bins. These would be installed at District parks.

Chairperson McGreehan asked if a Board members had any questions.

Vice Chairperson Rodowick asked about the recycling center and the reopening, Jennifer provided feedback. He also suggested making the trash bins a forest green.

Chairperson McGreehan then asked if there were any questions from the audience, in person or online. There was none.

After Special Presentations Chairperson McGreehan asked for Board concurrence to move Items 5.1 and 6.1 to before public comment. There was board concurrence.

5.1 Paradise Horseman's Association (PHA) Annual Report (Information only). – Scarlett Miller (PHA President) will present the Annual Report as per the lease agreement.

Scarlett gave a PowerPoint presentation on The Paradise Horseman's Association and all the events they have held or participated in.

She informed those present that their 2023 goal is to get better lighting at the arena. District Manager Efseaff provided feedback and stated that the scope of the project was to provide area lighting and future sports lighting, but this would require additional funds.

Chairperson McGreehan stated that he appreciates the partnership between Paradise Recreation and Park District and the PHA.

Secretary Bellefeuille asked about the existing signs on Moore Road regarding the horse arena entrance. Scarlett provided feedback. Secretary Bellefeuille then stated that PRPD may want to put more PHA events in the activity guide and then asked Scarlett about membership. Scarlett provided feedback on that as well.

Chairperson McGreehan then asked if there were any more questions from board members. There were none.

Chairperson McGreehan then asked if anyone in the audience, in person or online had any comments. There was none.

004909

6. NEW BUSINESS:

6.1 Recognition of District Maintenance Staff (Resolution #22-11-1-519). – In recent years, District Personnel have rose to incredible levels of performance, as the District met challenges with COVID and recovery from the Camp Fire. Our Parks staff performance over this time is a testament to their dedication, perseverance, and resilience. The District Manager and the Board of Directors would like to recognize the District’s Maintenance Crew for their accomplishments in making District facilities an important part of the community. *Recommendation: Adopt Resolution #22-11-1-519 as presented.*

Chairperson McGreehan briefly commented on the agenda item and District Manager Efseaff followed up with a power point presentation highlighting park staff.

Secretary Bellefeuille stated that when CAPRI/CARPD came to visit they has nothing but great things to say about our parks.

Chairperson McGreehan solicited any comments from board members, there were none.

Chairperson McGreehan then asked if anyone in the audience in person and online if they had and questions. There were none.

Chairperson McGreehan then read the resolution out load and asked for a motion.

MOTION:

Vice- Chairperson Rodowick moved to approve Resolution #22-11-1-519. Secretary Bellefeuille seconded the motion, and the motion carried with 5 ayes.

ROLL CALL VOTE:

Chairperson McGreehan, aye; Vice-Chairperson Rodowick, aye; Secretary Bellefeuille, aye; Director Anderson, aye; Director Ivey, aye.

2. PUBLIC COMMENT:

Citizen Stonebraker made a public comment about how once again there was no AD-HOC Committee for Magalia and hope that in January of 2023 when committee assignments are chosen, that a Magalia committee will be created. He also stated that he is disappointed that the trails workshop was cancelled.

Chairperson McGreehan thanked Citizen Stonebraker for his comment.

3. CONSENT AGENDA:

1. Board Minutes: Regular Meeting of October 12, 2022, and Special Meeting Minutes of October 19, 2022
2. Payment of Bills/Disbursements (Warrants and Checks Report)
Check #054534 – 054650 and ACHs
3. Information Items (Acceptance only): Safety Committee Meeting Minutes from October 20, 2022

004910

Chairperson McGreehan asked Board members for any items to remove from the consent agenda.

Director Ivey said that he is abstaining from the October 12, 2022, meeting minutes, as he was not in attendance at that meeting.

Chairperson McGreehan asked if there were any further comments from board members. There were none.

Chairperson McGreehan then asked the audience, in person and online if they had any input-on consent agenda items. There was no input received.

MOTION:

Secretary Bellefeuille moved to approve the Consent Agenda. Vice- Chairperson Rodowick seconded the motion, and the motion carried with 5 ayes.

ROLL CALL VOTE:

Chairperson McGreehan, aye; Vice-Chairperson Rodowick, aye; Secretary Bellefeuille. aye; Director Anderson, aye; Director Ivey, aye.

4. COMMITTEE REPORTS:

4.1. Finance Committee Meeting. – The Finance Committee met on October 25, 2022, to review Auditor responses to and findings of the District’s Request for Proposal (RFP).

Vice- Chairperson Rodowick informed the board of the conversation held about the auditor results and that the committee concurred on accepting Hashwal and Company LLC as the new auditor for the next 5 years.

5. OLD BUSINESS:

5.2 Approval of Audit Proposal – Staff posted a Request for Proposal (RFP) to complete an annual audit of District finances (audit services) for Fiscal Year (FY) 2021-22, FY 2022-23, FY 2023-24, FY 2024-25, and FY 2025-26. Recommendation: Approve the Audit Proposal from Harshwal & Company LLC.

District Accountant Catherine Merrifield gave a brief explanation of the RFP that went out. She then explained why we would like to go with Harshwal & Company LLC.

Chairperson McGreehan asked if any Board members had any questions.

Secretary Bellefeuille stated that she has no questions and hopes the Finance Committee asked all the right questions.

Vice- Chairperson Rodowick stated that there were some inconsistencies in the report provided at the Finance Committee, but they were corrected in the report given at the board meeting.

004911

Chairperson McGreehan asked what the thought process behind granting 5 years of fiscal audits. District Accountant stated that it was recommended by the previous auditor.

Chairperson McGreehan then asked if there were any questions from the audience, in person or online. There were none.

MOTION:

Secretary Bellefeuille moved to approve the audit proposal from Harshwal & Company LLC. Director Anderson seconded the motion, and the motion carried with 5 ayes.

ROLL CALL VOTE:

Chairperson McGreehan, aye; Vice-Chairperson Rodowick, aye; Secretary Bellefeuille, aye; Director Anderson, aye; Director Ivey, aye.

7. REPORTS:

7.1 District Report:

- Board Clerk Hoffman gave an update on the Paradise Welcome Sign
- Lorrennis Leeds gave, an Ice Rink update and Secretary Bellefeuille asked about sponsorships. Leeds gave feedback.
- Jeff and Scott (Recreation Supervisors) gave program updates on Halloween, Tiny Tots, kayaking at the lake, Healing Trauma through Nature, and the Paradise Trail Run.
- District Manager Efseaff Mentioned the CCC crews that are at Oak Creek doing brush removal along with goat grazing at Coutolenc. He mentioned the trail meeting being moved due to a lack of attendance.
- Chairperson McGreehan then asked Efseaff about the solar permit for the TARC solar project and how long it would take to get. Efseaff provided feedback.
- Secretary Bellefeuille asked recreation staff how many people were in the chili cookoff. Scott Amick stated there were 10.
- Vice- Chairperson Rodowick stated that maybe the Recreation and Park Committee could have a meeting up in Magalia.
- Chairperson McGreehan then asked the audience, in person and online if they had any input.
- Citizen Stonebraker stated Magalia is glad to host a Recreation and Park meeting whenever staff is ready.

7.2 Board Liaison Reports:

- Vice- Chairperson Rodowick stated that the County has been quiet
- Secretary Bellefeuille attended and URCC meeting.
- Chairperson McGreehan stated that he went to a LAFCO meeting on November 3, 2022, where there were 2 public hearings on more annexation properties, and both were approved. He also went

004912

to the last Town of Paradise meeting. He mentioned 5 of the agenda items and briefly informed those present about them. The agenda items are as followed:

- 5b. Paradise Sewer Project.
- 6a. Financial Assistance Program.
- 6b. Grant Agreement for Allocation of Funding from the 2018 CDBG- DR Infrastructure Program.
- 6g. Transportation Master Plan Supplemental Honey Run Road Analysis.
- 6i. Long- Term Recovery Plan Update.

8. BOARD COMMENT:

- Vice- Chairperson Rodowick thanked Dennis Ivey for being part of the Board the last year and a half and thanked the residence of the district for voting. He also thanked everyone else that ran for board positions and that they were all very friendly.
- Chairperson McGreehan said he had the same observations as Rodowick. He also thanked the other candidates that ran for the Board.

9. CLOSED SESSION: None

10. ADJOURNMENT:

Seeing no further business, the regular meeting of the Paradise Recreation and Park District Board of Directors was adjourned at 7:52 p.m. by Chairperson McGreehan until the next Regular Board meeting scheduled on November 9, 2022, at 6:00 p.m. at the Terry Ashe Recreation Center

Al McGreehan, Chairperson

Mary Bellefeuille, Secretary

PARADISE RECREATION & PARK DISTRICT
COUNTY MONTHLY CHECK REGISTER

Fund 2510
NOVEMBER

CHECK	ISSUE DATE	VOID	PAYEE	SALARY AND BENEFITS	SERVICE SUPPLIES	FIXED ASSETS	NET CHECK	NOTES

054651-054678	11/2/2022		Payroll Summary	13,805.12	0.00	0.00	13,805.12	

Direct Deposit	11/2/2022		Payroll Summary	29,049.44	0.00	0.00	29,049.44	

054699-054739	11/16/2022		Payroll Summary	12,633.23	0.00	0.00	12,633.23	

Direct Deposit	11/16/2022		Payroll Summary	30,926.76	0.00	0.00	30,926.76	

054779-054829	11/30/2022		Payroll Summary	28,890.62	0.00	0.00	28,890.62	

Direct Deposit	11/30/2022		Payroll Summary	33,324.65	0.00	0.00	33,324.65	

054679	11/4/2022		VOYA INSTIUTIONAL TRUST CO	250.00			250.00	
054680	11/4/2022		VANTAGEPOINT TRANSFER AGENT	775.00			775.00	
054681	11/4/2022		FRANCHISE TAX BOARD	334.12			334.12	
054682	11/4/2022		FRANCHISE TAX BOARD	50.00			50.00	
054683	11/4/2022		PARADISE RECEATION & PARKS	29,049.44			29,049.44	A
054684	11/4/2022		THOMAS ACE HARDWARE		2,516.86		2,516.86	
054685	11/4/2022		NORTH STATE GROCERY INC		278.98		278.98	
054686	11/4/2022		NORTH STATE SCRENPRINTING		1,550.35		1,550.35	
054687	11/4/2022		HARRY BURLESON		728.00		728.00	
054688	11/4/2022		MAGIC ICE USA INC		90,292.34		90,292.34	B
054689	11/4/2022		MARIA'S KITCHEN		300.00		300.00	
054690	11/4/2022		TRIANGLE ROCK PRODUCTS		2,375.98		2,375.98	
054691	11/4/2022		O'REILLY AUTO PARTS		224.97		224.97	
054692	11/4/2022		NEWS & REVIEW		590.00		590.00	
054693	11/4/2022		INLAND BUSINESS SYSTEMS		468.05		468.05	
054694	11/4/2022		CHICO STATE ENTERPRISES		114.00		114.00	
054695	11/4/2022		CLARK PEST CONTROL		434.00		434.00	
054696	11/4/2022		DE LAGE LANDEN FINANCIAL		223.49		223.49	
054697	11/4/2022		HEIDI LANGE NOTARY PUBLIC		40.00		40.00	
054698	11/4/2022		AT&T		82.29		82.29	
054742	11/16/2022		ABC		50.00		50.00	
054743	11/16/2022		ABC		50.00		50.00	
054744	11/18/2022		VOYA INSTIUTIONAL TRUST CO	250.00			250.00	
054745	11/18/2022		VANTAGEPOINT TRANSFER AGENT	775.00			775.00	
054746	11/18/2022		FRANCHISE TAX BOARD	50.00			50.00	
054747	11/18/2022		FRANCHISE TAX BOARD	312.52			312.52	
054748	11/18/2022		PARADISE RECEATION & PARKS	30,926.76			30,926.76	A
054749	11/18/2022		PAPE MACHINERY INC		560.60		560.60	
054750	11/18/2022		ENTERPRISE RECORD		500.00		500.00	
054751	11/18/2022		CARTER LAW OFFICES		982.50		982.50	
054752	11/18/2022		HERC RENTALS		1,342.10		1,342.10	
054753	11/18/2022		MAGOON SIGNS		1,306.84		1,306.84	
054754	11/18/2022		JENI BORGMAN		425.00		425.00	Refund
054755	11/18/2022		JANEVA SORENSON		325.00		325.00	Refund
054756	11/18/2022		JAMES TELLER		199.98		199.98	C
054757	11/18/2022		TYLER DEVOLL MUSIC		150.00		150.00	
054758	11/18/2022		JUMPING LEGENDS LLC		125.00		125.00	
054759	11/18/2022		ABC		50.00		50.00	
054760	11/18/2022		ODP BUSINESS SOLUTIONS LLC		549.30		549.30	
054761	11/18/2022		ALHAMBRA		150.79		150.79	

CHECK	ISSUE DATE	VOID	PAYEE	SALARY AND BENEFITS	SERVICE SUPPLIES	FIXED ASSETS	NET CHECK	NOTES
054762	11/18/2022		NORMAC INC		2,376.47		2,376.47	
054763	11/18/2022		LES SCHWAB TIRES		267.23		267.23	
054764	11/18/2022		BLUE SKY EVENT SERVICES		3,133.00		3,133.00	
054765	11/18/2022		MELTON DESIGN GROUP		22,387.12		22,387.12	D
054766	11/18/2022		RENTAL GUYS CHICO		859.48		859.48	
054767	11/18/2022		JC NELSON SUPPLY CO		1,112.31		1,112.31	
054768	11/18/2022		CARDMEMBER SERVICE		1,960.36		1,960.36	
054769	11/18/2022		UMPQUA BANK		11,495.94		11,495.94	
054770	11/18/2022		ATOMIC POWDER COATING		3,000.00		3,000.00	
054771	11/18/2022		BRAIN BERNEDO INC		650.00		650.00	
054772	11/18/2022		ACME TOILET RENTALS LLC		414.00		414.00	
054773	11/18/2022		FGL ENVIRONMENTAL		66.00		66.00	
054774	11/18/2022		BOBCAT OF CHICO		1,800.00		1,800.00	
054775	11/18/2022		CSDA MEMBER SERVICES		8,236.00		8,236.00	E
054776	11/18/2022		NATIONAL RECREATION & PARK		175.00		175.00	
054777	11/18/2022		PG&E		13,832.53		13,832.53	
054778	11/18/2022		USDA FOREST SERVICE		1,698.37		1,698.37	
ACH	11/4/2022		ACH STATE PR TAX	1,814.76			1,814.76	
ACH	11/4/2022		ACH FED PR TAX	12,684.50			12,684.50	
ACH	11/3/2022		ACH CALPERS	7,190.24			7,190.24	
ACH	11/3/2022		ACH CALPERS	3,279.66			3,279.66	
ACH	11/4/2022		ACH CALIFORNIA STATE DISBURS	168.92			168.92	
ACH	11/14/2022		ACH CALPERS	7,320.22			7,320.22	
ACH	11/14/2022		ACH CALPERS	14,168.85			14,168.85	
ACH	11/18/2022		ACH STATE PR TAX	1,979.12			1,979.12	
ACH	11/18/2022		ACH FED PR TAX	13,030.96			13,030.96	
ACH	11/18/2022		ACH CALIFORNIA STATE DISBURS	168.92			168.92	

TOTALS				124,578.99	180,450.23	0.00	305,029.22	
GRAND TOTALS				179,907.96	180,450.23	0.00	360,358.19	

Refund = 750.00

Notes:

- A) Transferring funds to the Five Star Bank account for direct deposit payroll
- B) Payment for Ice Rink rental
- C) Reimbursement
- D) Payment for new park development design/planning for Lakeridge and Oak Creek
- E) Annual membership payment

- Horse Arena- Done by Jeff Dailey- 11/1/2022
- Moore Road Ball Parks- Done by Jeff Dailey- 11/1/2022

Recreation Supervisor Jeff Dailey briefly informed the committee on some of the things he found on the inspection. He noted that the horse arena looks nice, Moore Road has some maintenance issues, and the ball park needs some work on the 3rd babe baseline.

- *Post Storm Park Inspections*
 - Bille Park- Theresa Casaulong/ Gina Mayhood- (11/7/22)
 - Aquatic Park- Theresa Casaulong/ Gina Mayhood- (11/7/22)
 - Dog Park- Theresa Casaulong/ Gina Mayhood- (11/7/22)
 - Vets Hall- Theresa Casaulong/ Gina Mayhood- (11/7/22)
 - Terry Ashe- Theresa Casaulong/ Gina Mayhood- (11/7/22)

c. ACCIDENT/INCIDENT REPORTS:

- 2022 Internal Accident/Incident Summary
 - The BBQ area and the outside bathrooms at the TARC were vandalized.

There was some conversation amongst the committee about installing security cameras at the TARC because of all the vandalism

d. WORKERS' COMPENSATION REPORTS:

- There is still just an open claim for Alex from July.
- Workers Compensation Open Detail Report since October 31, 2022
 - Open claim for Alex.
 - Open claim for Spence- Last meeting it was said it wasn't sent to CAPRI because he was released and fine. There was a misunderstanding, and it did go to CAPRI

4. MISCELLANEOUS:

The committee talked about looking into defensive driver training. Administrative Assistant III will email CAPRI and ask about it.

Next Safety Meeting Date: December 15, 2022, at 8:30 a.m.

Facilitator: Sarah Hoffman

Adjourned: 9:23 AM

Sarah Hoffman, Safety Committee Secretary

Date:

cc: CAPRI
PRPD Board 10/25/22 – Draft Copy

Staff Committee Report

December 14, 2022



DATE: 11/29/2022
 TO: Board of Directors
 FROM: Sarah Hoffman, Board Clerk
 SUBJECT: Park and Recreation Committee Report
 November 16, 2022

Attendance:

Committee Members: Steve Rodowick, Chair; AL McGreehan. Member
 PRPD Staff: Dan Efseaff, District Manager; Kristi Sweeney, Assistant District Manager
 Guest:

The meeting convened at 2:04 pm.

The Committee will meet to:

1. Tour Potential Land Acquisitions

The committee members met at the TARC to open the meeting and then proceeded to drive around Paradise and look at acquired and perspective properties. The properties they visited were: the addition to Bille Park, Jordan Hill Road, Coutelenc Park, Lakeridge Park, Feather River Place, and Mountain View Sunrise Rim, which is a perspective property.

The meeting adjourned at 4:37 pm.

https://paradisepprd.sharepoint.com/sites/BODMeeting/Shared Documents/_Committee.Rec.Park/2022/RPC_22.1116/PR.Report_22.1116.docx
 12/2/2022

Staff Report

December 14, 2022



DATE: 12/6/2022
 TO: Board of Directors (BOD)
 FROM: Dan Efseaff, District Manager
 SUBJECT: Cooperative Agreement and Second Task Agreement with the Nature Conservancy

Summary

Since November 12, 2020, the Board of Directors (BOD) have approved several agreements with The Nature Conservancy (TNC) to continue to support District's efforts to develop nature-based fire risk reduction options. The partnership has expanded the District's capacity to explore these options. The second task agreement will expire December 31, 2022. The new agreement will continue those efforts until 2024.

Recommendation: *Authorize the District Manager to complete an updated task agreement and accept any new grant funding with The Nature Conservancy.*

1. Background

At the May 8, 2019, meeting, the PRPD BOD adopted several Post Camp Fire opportunities. Item #3 states, "Develop a Feasibility Study and Compliance for the Strategic Development of Parks and Trails and appropriate Land Management within the District (including the Sunrise and Sunset Rim Community Buffers, Watershed (Creeks) Greenways in Paradise, the Concow Region, Butte Creek Canyon, and the Paradise Lake Area)." Following BOD approval of the original agreement (11/13/19), Staff worked with The Nature Conservancy (TNC) on the project, Disaster Resilience in California. TNC devoted funding to support the project and hired consultants to evaluate the scientific basis for nature-based fire risk reduction. The project conducted a literature review, evaluating the scientific evidence for the ability of buffers to reduce wildfire risk and damages to communities and using Paradise, CA as a model, design a wildfire risk-reduction buffer (WRRB). The project demonstrated that the concept holds considerable merit to protect communities to mitigate the impact of wildfires and provide multiple benefits (water quality, wildlife habitat, recreation, etc.).

Since that time TNC provided considerable support for further study, partnership building, and outreach. Subsequent agreements have been considered by the BOD (November 12, 2020, March 10, 2021, and April 14, 2021). Support includes a \$100,000 grant for the District to expand efforts under a second task agreement (Attachment A). The second task agreement intended to provide support for a buffer study under the Building Resiliency in Communities (BRIC) grant from FEMA (administered by CALOES). FEMA delayed grant approval and the funding will now start in the next few weeks and continue until 2024. This extension will align with the anticipated project and expire December 31, 2024.

2. Fiscal Impact

The agreement provides benefits to the District's capacity to assist with the acquisition and development of Park properties and may provide risk reduction to protect the community. TNC has contributed approximately \$100K directly with at least that amount in in-kind services. TNC support could yield more in partner contribution and grant funding. Most District efforts will be covered by the BRIC grant and so this helps leverage those funds.

3. Discussion

The agreement is another step in the partnership with TNC and provides the District with resources to explore the next steps to develop strategic locations for parks and open spaces that will mitigate for wildfire and provide community assets. The project supports BOD projects identified as part of potential Camp Fire related opportunities. The agreement will essentially update the second grant agreement use

Attachments:

A. Second Task Agreement

https://paradisepprd.sharepoint.com/sites/BODMeeting/Shared Documents/_BOD/20_1112/BOD.TNC.Agreement.Report.20.1112.docx

12/7/2022

Second Task Agreement
Under TNC-Paradise Recreation and Park District Cooperative Agreement

This Agreement is dated as of 11/16/2020, and is entered into by and between **The Nature Conservancy**, a District of Columbia non-profit corporation (“**TNC**”), and the **Paradise Recreation and Park District** (“**District**”), each of which is sometimes referred to in this Agreement as a “**Party**”, with respect to the following matters:

A. The Parties have previously entered into that certain Memorandum of Understanding, dated as of January 7, 2020, (the “**Cooperative Agreement**”), with respect to a project to identify fire risk reduction activities (the “**Project**”) within the District’s jurisdiction (the “**Property**”), all of which is more particularly described in the Cooperative Agreement.

B. In the Cooperative Agreement, the Parties indicated that they would be entering into one or more further agreements, each referred to as a “**Task Agreement**”, which would set out the specifics of certain aspects of their cooperation under the Cooperative Agreement, and this Task Agreement is the second of those further agreements, and is designed to cover work on the Project for the period from July 1, 2020 to December 31, 2021.

Now, therefore, in consideration of the foregoing recitals, the respective promises of the Parties contained herein, and other good and valuable consideration, the receipt and sufficiency of which are hereby acknowledged, the Parties hereby agree as follows:

1. **Cooperative Agreement.** This Second Task Agreement is being entered into by the Parties in furtherance of, and subject to all applicable terms of, the Cooperative Agreement, and each capitalized term used in this Task Agreement shall, except to the extent (if any) otherwise defined herein, have the meaning ascribed to such term in the Cooperative Agreement.
2. **Term.** This Second Task Agreement shall be effective once signed by all the Parties and, unless sooner terminated as provided below or extended by a subsequent modification to this Second Task Agreement which is entered into by the Parties, shall expire on December 31, 2021. This Second Task Agreement may be terminated prior to the end of such time period only in the manner and with the effects which are set out in the Cooperative Agreement. However, no termination of this Second Task Agreement by less than all the Parties shall be effective, unless the Cooperative Agreement and all other Task Agreements are simultaneously being terminated as to such Parties.
3. **Intellectual Property.** All intellectual property matters which may arise under this Second Task Agreement shall be governed by the applicable provisions of the Cooperative Agreement.
4. **Responsibilities of the Parties.** During the term of this Second Task Agreement, the Parties agree that each of them shall be responsible for carrying the activities which are set out below for such Party:

Team Composition:

This Task Agreement will be carried out by the Core Team comprised of, but not limited to, the following:

Team Member	Organization	Role
Dan Efseaff	The District	Point of contact for the District, co-lead for the Task Agreement.
Kristi Sweeney	The District	Assistant District manager
Ryan Luster	TNC	Point of contact for TNC, co-lead for the workplan
Sarah Newkirk	TNC	Disaster Resiliency director

Sarah Heard	TNC	Investments Program director
John Gearen	TNC	Investments Program project director
Elizabeth Hiroyasu	TNC	Disaster Resilience Science lead
Cara Lacey	TNC	Land use planning and practice
Connor Shank	TNC	GIS specialist
Jake Jacobson	TNC	Real estate advisor
Adrian Frediani	TNC	Real estate advisor

When necessary, the Core Team will engage the Advisory Committee to seek advice and recommendations for shaping the deliverables in the tasks outlined below. The Advisory Committee may be comprised of, but not limited to, the following:

Team Member	Organization
David Hawks	CalFire/Butte County
Calli-Jane DeDanda	Butte County Fire Safe Council
Jim Broshears	Butte County Fire Safe Council
Doug Teeter	Butte County Supervisor, District 5
Kevin Phillips	Paradise Town Manager
Susan Hartman	Paradise Town planner, community development director
CalOES staff	CalOES
District Board Member	Paradise Recreation and Park District
John Hunt	Northern California Regional Land Trust
Wolfy Rougle	Butte County RCD
Holly Jorgensen	Sacramento River Watershed Program

Membership to both the Core Team and Advisory Committee may change as needed during the term of this task agreement. The Core Team, with advice from the Advisory Committee, will work together to implement the following tasks:

Task 1. Real Estate Transactions to Create Wildfire Risk Reduction Buffers

The District will lead all real estate transactions related to developing the wildfire risk reduction buffers (WRRBs) identified in Tasks 1 and 2 of the First Task Agreement. TNC will act in an advisory role to the District as it develops instruments and methodologies for acquiring real estate interests (e.g., fee title, easements, transfer of development rights) to create the WRRBs.

The District's role:

- Lead all real estate transactions.
- Convene real estate-related meetings to gather input from TNC on an as needed basis.

TNC's role:

- Provide information on strategies related to real estate transaction approaches, such as fee title and easement acquisitions, transfer of development rights, among others.
- Provide documentation examples and templates for real estate transaction approaches.
- Provide contacts with real estate brokers, agents, and appraisers.
- Participate in all District convened real estate meetings related to developing best management practices for conducting real estate strategies.
- The Parties acknowledge and agree that neither TNC nor its employees are acting as real estate brokers or agents under the Cooperative Agreement or this Second Task Agreement.

Task 2. Develop Land Management Strategies

TNC will be leading a Statewide Fire Resilience working group, the purpose of which is to build common understanding and language around landscape scale wildfire risk reduction factors, particularly related to nature-based solutions. The working group will serve as a space to share knowledge between fire practitioners, urban planners, conservation organizations, and academic scientists to inform current management practices and ultimately alter patterns of development. The working group will publish resources related to fire risk reduction identifying best practices by ecoregion.

The District's role:

- Attend working group meetings to share insights and experiences related to developing the WRRBs identified in Task 1.
- Design land management strategies for lands acquired in Task 1.

TNC's role:

- TNC will lead the working group.
- Ensuring that conservation values are incorporated in the land management strategies developed by PRPD.

Task 3. Develop Funding Mechanisms

TNC and the District will identify funding opportunities to implement Task 1

The District's role:

- Attend working meetings with TNC, state, and federal agencies in discussing funding opportunities.
- Fulfill applicant role in funding applications.

TNC's role:

- TNC is leading engagement with FEMA and CalOES to secure federal funding for acquisitions and land management of PRPD WRRB.
- TNC will investigate private capital sources to fund Task 1 acquisitions.
- Assist the District in assembling proposals to federal and private funding sources.

Task 4. Outreach and Policy

TNC and the District expect to learn valuable lessons during this partnership regarding the quantification and planning of co-benefit fire risk reduction and conservation actions which the District may undertake. As such, TNC will lead efforts focused on translating lessons learned from the partnership and applying them to regional, state, and national initiatives. The District will help TNC in its policy and outreach activities through developing these three subtasks:

- 4.a. Develop policy campaign plan, translating lessons learned from WRRB development into specific, detailed policy mechanisms
- 4.b. Develop a strategic engagement plan
- 4.c. Develop materials in support of the policy strategy and outreach activities

This task will evolve during the life of this cooperative arrangement. As such, the District and TNC will evaluate the goals and objectives of Task 4 on a regular basis.

The District's role

- Work with TNC to identify lessons learned from this cooperative arrangement, and evaluate appropriate policy mechanisms to overcome obstacles, or to bring the approach to scale.
- Work with TNC to develop and implement a strategic engagement plan to cultivate key local, state and federal decision-makers with relevant authority.
- Work with TNC to create co-branded materials (printed and social media) to be used during policy engagement and outreach activities.
- Lead engagement with the Technical Advisory Committee, Town of Paradise, and Butte County board of supervisors.

TNC's role:

- Work with the District to identify lessons learned from this cooperative arrangement, and evaluate appropriate policy mechanisms to overcome obstacles, or to bring the approach to scale.
- Work with the District to develop and implement a strategic engagement plan to cultivate key local, state and federal decision-makers with relevant authority.
- Work with the District to create co-branded materials (printed and social media) to be used during policy engagement and outreach activities.
- TNC will support the Districts outreach engagements with the Technical Advisory Committee, Town of Paradise, and Butte County board of supervisors.

5. Rethinking Risk Insurance

Marsh McClennan Companies and Guy Carpenter (MMC/GC) have reached out to TNC and the District to study the concept of Community-Based Catastrophe Insurance (CBCI), as applied to Paradise. Specifically, MMC/GC will look further into the practicalities of running a wildfire model on exposures in the town presuming the risk reductions outlined in the CBI analysis. The initial aim would be to demonstrate the benefit of planned resilience enhancements in terms of risk reduction and to publish the results in a short white paper. In addition, MMC/GC will outline a couple of options for how a CBCI program might work practically for the Town of Paradise. For TNC and the District, the purpose of this engagement is to create a market incentive to implement WRRBs in Paradise and elsewhere. The vast majority of the work related to this project will be carried out by MMC/GC.

The District's role

- Attend meetings with TNC and MMC/GC.
- Direct MMC/GC to sources of local data relating to real estate value, wildfire damage, and other local parameters.
- Facilitate engagement with Town of Paradise officials.

TNC's role

- Coordinate meetings with MMC/GC.
- Work with MMC/GC to publish and disseminate results of the analysis and application.
- Translate results into policy proposals for state and federal agencies.

6. Miscellaneous Provisions

The following provisions shall apply to the rights and obligations of the Parties under this Task Agreement:


(a) Agreement. The terms of this Task Agreement are intended by the Parties as a final expression of their agreement with respect to the subject matter hereof, and may not be contradicted by evidence of any prior or contemporaneous agreement, other than the Cooperative Agreement and any prior Task Agreements which may be relevant. The Parties further intend that this Task Agreement constitute the complete and exclusive statement of its terms, and that no extrinsic evidence of any kind which contradicts the terms of this Agreement may be introduced in any proceedings (judicial or otherwise) involving this Agreement, except for: (i) evidence of a subsequent written amendment to this Agreement; and (ii) the effect, if any, of the terms of the Cooperative Agreement and any prior Task Agreements in the given circumstances. This Task Agreement may not be modified, amended or otherwise changed in any manner, except by a written amendment executed by all of the parties hereto, or their successors in interest. This Task Agreement may be executed in multiple counterparts, and each executed counterpart of this Agreement shall be deemed an original for all purposes, despite the fact that not all of the Parties are signatories to the same counterpart. The Parties agree that the activities in furtherance of this Task Agreement shall be carried out in compliance with all applicable laws, statutes, rules, and regulations.

(b) Interpretation. Except to the extent (if any) otherwise provided herein, this Task Agreement shall be interpreted and governed in the manner provided in the Cooperative Agreement. The Parties acknowledge that each Party and its counsel have reviewed, revised (where it was deemed appropriate), and approved this Task Agreement, and that no rule of construction that ambiguities are to be resolved against the drafting party shall be employed in the interpretation of this Task Agreement.


(c) Notices. All notices and demands of any kind which any Party may be required or may desire to serve on another Party in connection with this Task Agreement shall be given in the manner provided in the Cooperative Agreement.

In witness whereof, the parties have executed this Agreement as of the date first above written.

Paradise Recreation and Park District

By: 
84B0BC6704C8498 (Signature)
Name: Daniel Efeaff
Title: District Manager

The Nature Conservancy,
a District of Columbia non-profit corporation

By: 
1544D9C023D345A (Signature)
Name: Laura Crane
Title: Director, Cities Program



Paradise Recreation & Park District

6626 Skyway
Paradise, CA 95969
Email: info@ParadisePRPD.com

Phone: 530-872-6393
Fax: 530-872-8619
Website: www.ParadisePRPD.com

RESOLUTION #22-12-1-520

A RESOLUTION OF RECOGNITION FOR DENNIS IVEY AND HIS SERVICE AS A BOARD MEMBER

WHEREAS, Dennis Ivey has served on the Paradise Recreation and Park District Board of Directors for one and a half years from June of 2021 - December of 2022; and

WHEREAS, the Paradise Recreation and Park District Board of Directors wishes to recognize him for her valuable contributions to the community and to the Paradise Recreation and Park District.

NOW, THEREFORE, BE IT RESOLVED BY THE BOARD OF DIRECTORS OF THE PARADISE RECREATION AND PARK DISTRICT that Dennis Ivey be recognized for his year and a half years of valuable contributions to the community and to the Paradise Recreation and Park District.

APPROVED AND ADOPTED at a regular meeting of the Board of Directors of the Paradise Recreation and Park District the 14th day of December 2022 by the following vote:

AYES:

NOES:

ABSTAIN:

ABSENT:

Al McGreehan, Chairperson

Mary Bellefeuille, Secretary

District Report

Meeting Date: December 14, 2022



DATE: 12/7/2022
 TO: PRPD Board of Directors (BOD)
 FROM: Dan Efseaff, District Manager
 SUBJECT: Monthly District Report

Monthly Report

1. Updates

- a. Mark Cobb and Ray Lockridge added 4 more signs to the newly added row of the Welcome Sign (Figures 1 through 3).

2. Administrative and Visitor Services

- a. The Front Office hasn't had much traffic the last month. There haven't been many impact fees coming in or lake passes sold. However, both Sunny and Lorrennis have been bust with office projects and the Ice Rink.

3. Finance

- a. Routine Reports – Balance Sheet (Attachment A), Year to Date (YTD) Profit & Loss Budget vs. Actual (Attachment B), Monthly Profit & Loss (Attachment C), Investment and Reserve (Attachment D), and Recovery Project for the Fiscal Year (Attachment E), Meeder Investment for the month (Attachment F and G).
 - i. Payment made for the Ice Rink rental \$90,292.34.
- b. Impact Fees - For the month of November, the District received a total of \$7,245.59 in impact fees.
- c. Investments –
 - i. Five Star Bank Interest deposits: Investment Money Market = \$12,173.49 and Grant Money Market = \$1110.52.
- d. Updates
 - i. The Investment report has been added to the Routine Reports.

4. Parks

- a. Noble Park – Maintenance staff (James Teller and Jim Pickett) has been working on installing the irrigation for the 200+ trees that were planted. (Figures 4 through 6)
- b. Lakeridge Park – We had to clean up the property at Lakeridge AGAIN due to trash being dumped.
- c. Paradise Lake – Several trees went down at the lake, but our maintenance staff (Mark Cobb and Jim Pickett) had them cleaned up immediately upon notification of them being down (Figures 7 through 9).
- d. PRPD Staff – Theresa Casaulong has done a great job on the Christmas Lights at the TARC.
- e. All Maintenance staff – have been extremely busy with the Ice Rink, day to day required facilities maintenance, and staffing PRPD special events. They all have stepped up to these challenges and we thank them for making our dreams reality!

5. Programs

- a. Healing Trauma Through Nature –RC Monster Trucks at Bille park have been the highlight of the season for the classes engaged in the HTTN field trip series. Scheduling is underway for the Spring '23 semester as this program adds Paradise High School to the list of organization this grant provides services to (Figure 10).
- b. Bags and Beans Cornhole Tournament and Chili Cookoff – The second annual event was a huge success. Community members were thankful for beautiful weather, friendly faces, and plenty of friendly competition amongst cornhole tournament players, chili cooks, and booth designers! Three winners were chosen for the chili cookoff

with local contestants Brian Wilson and Paul Weber taking home the best chili and people's choice awards. Staff members enjoyed judging the chili competition as much as the cornhole players enjoyed the weather (Figure 11).

- c. Elements Grant and Youth Advisory Council – Recently underway, the Elements Grant is currently organizing and recruiting 16 – 26-year-olds for the Youth Advisory Council, a student led group that will experience educational and career development curriculum that spans the outdoor education services provided in Butte and Glenn counties. Welcoming our first member, Eddie Valadez, to the PRPD team, the YAC is constructing infrastructure to assist in recruiting members for the program that spans until 2024.
- d. Ice Rink– The ice rink has been operating for almost 3 weeks now, and the weather has been so beautiful. We had a few rough patches with staffing concerns during that time, but the current ice rink staff have stepped up and taken on more responsibilities to ensure the rink runs smoothly. As of November 30th, we have collected \$39,125 in sponsors & donations. We are waiting for a set donation amount from Adventist Health Feather River, but it is confirmed they are going to sponsor the ice rink this season. The ice rink held 3 successful school field trips, with 12 more on the schedule, weather permitting. Approximately 5,000 visitors from all over Butte County have come to show their support to the Paradise Ice rink, with nearly 2,400 choosing give ice skating a try (Figure 12 and 13).
- e. Pinewood Derby – The second annual winter pinewood derby races were held at the Terry Ashe Recreation Center on Saturday, November 26. Fourteen participants competed in the races after purchasing their car kits from PRPD and constructing them at home. Approximately fifty people attended and cheered on the racers (Figures 14 through 16).
- f. Christmastime Tots – This holiday themed preschool session continues Monday through Thursday until December 15. A total of 20 children are participating in activities including singing on the outdoor stage at TARC before Santa's arrival on Saturday, December 3.
- g. Yoga in Magalia – Two new PRPD yoga classes started the week of November 28 at the Magalia Community Center. This is in addition to the three yoga classes PRPD offers at the Terry Ashe Recreation Center.

6. Outreach and Development

- a. PUSD Career Fair – Staff participated in a career fair for Paradise Unified School District (PUSD) students in grades kindergarten to high school seniors. Activity guides, and ice rink and I love PRPD stickers were a popular give-away for students. Staff were pleased to participate in the event and demonstrate career options and job opportunities available in the District, and discussed District needs for lifeguards this summer. (Figures 17 and 18)

7. Volunteer Program

- a. Adopt A Forest and Climate Action Day – This Butte County wide volunteer day was a success to promote climate action and volunteerism in Butte County. Magalia was one of many worksites in Butte County that received 60 volunteers to help with forest health, fire mitigation, invasive plant removal, and McNab Cypress protection (Figures 19 through 21). Great partnership with California Volunteers and Butte Fire Safe Council will continue to bring awareness to the community on climate action and the many different forms individuals can help within their community. Short video recap that California Volunteers put together for Butte Climate Action Day <https://youtu.be/c6teOyf2MLA>
- b. Planting the Ridge – Fall 2022 planting was completed November 19th – 20th at Noble Park. The weekend was full of positive energy and community members eager to plant the next generation of trees. The event welcomed over 120 volunteers from the Ridge, Chico, and Oroville. 217 trees were planted in eight hours by volunteers providing them with education and knowledge on tree planting, biochar production and usage (Butte Fire Safe Council), and an introduction to forest therapy (CSU Chico). This event was possible due to a great planning team, (PRPD, Camp Fire Restoration Project, Butte Environmental Council, Butte Fire Safe Council, and CSU Chico), volunteer leads, and generous donations from Agra Marketing, CNUC, and Coffee Ranch. (Figures 22 through 27)
- c. Bio Reactor, Community Microscope Days – Bio reactors at Bille Park are continuing to be monitored for water retention, maintenance issues, material breakdown, and compost biology. Paradise Compost and staff have decided to launch off the next step to provide community microscope days to volunteers and community volunteers. The goal is to provide education and outreach to individuals interested in learning about compost creation and soil biology at a basic level. This workshop will be open to all to provide hands on soil and compost testing from home samples. First, workshop will be held January 2023.
- d. Total number of Volunteer Hours to Date (VHD) – 4,335.91 Last report of VHD – 4,194.41
 - Paradise Lake: 1,755.51
 - Bille: 823.55
 - Noble: 73

- Lakeridge: 72
- Crain Memorial Park: 637.1
- Terry Ashe Recreation Center: 318.5
- Aquatic Park: 67
- Moore Road Ball Park: 105.75
- Coutolenc: 319
- Gold Nugget Property: 35
- Centerville: 129.5

8. Project Development

a. Far Northern Regional Center Grant - Dr. Anne Stevens submitted on behalf of the District an application for a proposal, entitled "Friends in the Field", to connect with people with intellectual and developmental disabilities with the intent of providing greater access to recreational activities in our service area. The \$45,449 requested will enable the District to hire additional staff; provide proper clothing and equipment to enable participants to fully enjoy new activities support outreach efforts, provide transportation, hire consultants in the special education field to educate the Youth Advisory Council; and provide meals and snacks to create a sense of community among participants.

9. Upcoming

- a. The following are items coming up for board review and consideration:
1. Honey Run Covered Bridge Association MOU
 2. Paradise Community Center MOU
 3. Prescribed Burn Association MOU
 4. Draft Strategic Plan

Photograph




Figure 1. Ray Lockridge adding to the Welcome Sign.



Figure 2. Park Supervisor Mark Cobb also adding to the Welcome Sign.



Figure 3. Updated Welcome Sign.



Figure 4. New irrigation at Nobel Park.



Figure 5. New irrigation at Nobel Park.



Figure 6. New Irrigation at Nobel Park.



Figure 7. A tree blocking the road at Paradise Lake.



Figure 8. Maintenance working cutting a fallen tree.



Figure 9. The road cleared at Paradise Lake after a tree fell.



Figure 10. HTTN Field Trip Students Driving RC's at Bille.



Figure 11. 2022 Bag and Beans Cornhole Tournament




Figure 12. 2022 Ice Rink.




Figure 13. 2022 Ice Rink.




Figure 14. Derby cars that were used at the adult Winter Pine Wood Derby.



Figure 15. Derby Races.



Figure 16. Children's pinewood derby cars.



Figure 17. Career fair visitors.



Figure 18. Career fair visitors.



Figure 19. Adopt a forest - Morning group picture ready to start the day.



Figure 20. Adopt a forest - Emily Doe, Forest service employee, providing volunteers with education on McNab Cypress location.



Figure 21. Adopt a forest - Volunteers getting to the hold goats.



Figure 22. Planting the Ridge - Morning circle and introductions.



Figure 23. Volunteer families that plant trees together love parks together.



Figure 24. Planting the Ridge - Students teaming up to prep and plant trees.



Figure 25. Figure 19. Planting the Ridge - Volunteer receiving native tree giveaway provided by Camp Fire Restoration Project.



Figure 26. Planting the Ridge - Volunteers happy to plant a tree.



Figure 27. Group of volunteers during morning forest therapy provided by CSU Chico.

Attachments:

- A. Balance Sheet
- B. YTD Profit & Loss Budget vs. Actual
- C. Monthly Profit & Loss
- D. Investment and Reserve
- E. Recovery Project for the Fiscal Year
- F. Meeder Investment Oct
- G. Meeder Investment Nov

https://paradisepprd.sharepoint.com/sites/BODMeeting/Shared Documents/_BOD/2022/22.1214/2022.1214.BOD.District.Report.docx
12/8/2022

2:56 PM

12/05/22

Accrual Basis

PRPD
Balance Sheet
As of November 30, 2022

	Nov 30, 22
ASSETS	
Current Assets	
Checking/Savings	
1000 · Mechanics Bank - Operating	296,543.75
1003 · Five Star Bank - Payroll	35,602.69
1005 · Petty Cash	300.00
1008 · North Valley Community Found	3,128.22
1010 · Treasury Cash - 2510	
1011 · General Operating	-2,503,432.89
1012 · ACO Reserve	606,700.00
1013 · General Reserve	3,000.00
1014 · Deposits held for others	1,000.00
1010 · Treasury Cash - 2510 - Other	20,000.00
Total 1010 · Treasury Cash - 2510	-1,872,732.89
1030 · Investments	
1031 · Five Star Bank Money Market	2,950,335.76
1032 · Five Star Bank Grant M. M.	673,342.15
1033 · Investment Reserves	
1033.02 · Capital Improvment & Acquisit	9,667,130.21
1033.03 · Current Operations	8,068,569.33
1033.04 · Desig Proj/Sp Use/Grant Match	756,428.37
1033.05 · Future Operations	18,910,709.35
1033.06 · Technology	151,285.67
1033.07 · Vehicle Fleet & Equipment	756,428.37
Total 1033 · Investment Reserves	38,310,551.30
Total 1030 · Investments	41,934,229.21
1100 · Designated Treasury Funds	
1112 · Grosso Endowment-2512	54,619.72
1113 · Grosso Scholarship-2513	5,489.54
1114 · Designated Donations-2514	
1114-1 · Bille Park Donations	125.00
1114-10 · Swim Scholarship Fund	997.82
1114-11 · Dog Park Donations	2,874.61
1114-12 · Coutolenc Camp Fund	1,452.89
1114-13 · Ice Rink Donations	116,526.83
1114-14 · General Donations	13,279.23
1114-2 · Bike Park Fund	1,500.00
1114-3 · Lakeridge Park Donations	3,050.00
1114-4 · Sports Equipment Donations	
1114-41 · Wrestling Mat fund	773.60
Total 1114-4 · Sports Equipment Donations	773.60
1114-5 · Pam Young Fund	1,000.00
1114-6 · Easter Egg Scholarships	4,593.61
1114-7 · Child-Youth Scholarships	10.00
1114-8 · McGreehan Children's Schlshp	120.00
1114-9 · Skate Park Fund	3,044.36
1114 · Designated Donations-2514 - Other	223.24
Total 1114 · Designated Donations-2514	149,571.19
Total 1100 · Designated Treasury Funds	209,680.45
1119 · Impact Fees	
1120 · Sub Div Fees - 2520	8,236.81
1121 · Park Acqui Unincorp - 2521	39,624.80
1122 · Park Dev Unincorp - 2522	140,907.72
1124 · District Fac Unincorp - 2524	55,512.02
1126 · Park Acqui Incorp - 2526	183,601.87
1127 · Park Dev Incorp - 2527	541,186.03
1128 · District Fac Incorp - 2528	110,882.38

2:56 PM

12/05/22

Accrual Basis

PRPD
Balance Sheet
As of November 30, 2022

	Nov 30, 22
Total 1119 · Impact Fees	1,079,951.63
Total Checking/Savings	41,686,703.06
Other Current Assets	
1500 · FMV Adjustments	
1510 · FMV Adjustment-2510	2.76
1512 · FMV Adjustment-2512	307.34
1513 · FMV Adjustment-2513	31.28
1500 · FMV Adjustments - Other	4,716.38
Total 1500 · FMV Adjustments	5,057.76
Total Other Current Assets	5,057.76
Total Current Assets	41,691,760.82
Fixed Assets	
1710 · Land	874,863.19
1720 · Buildings	5,750,913.53
1730 · Furn., Fixtures & Equip (>\$5k)	1,114,443.11
1798 · Accum Depr - Furn Fixture Equip	-332,563.00
1799 · Accum Depr - Buildings	-4,441,294.77
1800 · Construction in Progress	
1810 · CIP-Planning	
1810.1 · CIP-BSF Park Planning	157,272.27
1810.2 · CIP-Yellowstone Kelly (YK)	23.00
Total 1810 · CIP-Planning	157,295.27
1820 · CIP-Acquisition	
1820.1 · Oak & Noble Acquisition (SNC)	46,109.48
1820.2 · Buffer (TNC)	53,254.66
Total 1820 · CIP-Acquisition	99,364.14
1830 · CIP-Development	
1830.1 · CIP-Aquatic Park Lighting	580.01
1830.2 · CIP-State Park Grant (SPPG)	118,572.02
1830.3 · CIP-Per Capita Program (PCP)	16,296.50
Total 1830 · CIP-Development	135,448.53
1840 · CIP-Facility & Park Amenities	
1840.1 · CIP-Paradise Pool Swim Blocks	1,247.17
1840.2 · CIP-Cal Recycle	269,876.43
1840.4 · CIP-RTGGP Trails Grant	10,890.76
1840.5 · Existing Park Improvements	448,730.20
1840.6 · CIP-California ReLeaf (CRL)	16,723.32
1840.7 · Recovery Projects	79,397.98
1840.8 · CIP-Rotary Grant (PRF)	184.00
Total 1840 · CIP-Facility & Park Amenities	827,049.86
Total 1800 · Construction in Progress	1,219,157.80
Total Fixed Assets	4,185,519.86
Other Assets	
1900 · PCV Promissory Note	300,322.00
1950 · Deferred Outflow - Pension	198,681.00
Total Other Assets	499,003.00
TOTAL ASSETS	46,376,283.68
LIABILITIES & EQUITY	
Liabilities	
Current Liabilities	
Accounts Payable	

2:56 PM

12/05/22

Accrual Basis

PRPD
Balance Sheet
As of November 30, 2022

	Nov 30, 22
2000 · Accounts Payable	78,390.03
Total Accounts Payable	78,390.03
Other Current Liabilities	
2100 · Payroll Liabilities	
2110 · Wages Payable	95,440.22
2120 · Payroll Taxes Payable	31,069.30
2130 · Health Benefits Payable	-5,402.77
2140 · FSA payable	138.20
2160 · 457 Retirement Payable	525.00
2170 · CalPers Payable	39,968.28
2180 · Garnishments payable	632.94
2190 · Accrued Leave Payable	
2192 · Sick leave payable	15,754.27
2193 · Vacation leave payable	41,590.04
Total 2190 · Accrued Leave Payable	57,344.31
Total 2100 · Payroll Liabilities	219,715.48
2200 · Accrued Expenses	4,414.58
2300 · Deposits - refundable	1,000.00
2400 · Deferred Revenue	
2430 · Deferred Inflow - Pension	-89,568.00
2440 · Deferred CIP Revenue	200,000.00
Total 2400 · Deferred Revenue	110,432.00
Total Other Current Liabilities	335,562.06
Total Current Liabilities	413,952.09
Long Term Liabilities	
2700 · FEMA Community Disaster Loan	60,117.66
2805 · CalPers Pension Liability	165,961.00
2806 · OPEB Liability	391,761.00
Total Long Term Liabilities	617,839.66
Total Liabilities	1,031,791.75
Equity	
2030 · Designated for Petty Cash	300.00
3000 · General Fund Balances-2510	
3010 · General Fund Available	291,149.99
3020 · Imprest Cash Reserve	300.00
3030 · General Reserve	3,000.00
3050 · Designated Captial Outlay	606,700.00
Total 3000 · General Fund Balances-2510	901,149.99
3200 · Designated Fund Balances	
3212 · Grosso Endowment-2512	54,619.72
3213 · Grosso Scholarship-2513	5,489.54
3214 · Donations - 2514	77,722.50
3220 · Impact Fees	886,393.39
Total 3200 · Designated Fund Balances	1,024,225.15
3280 · Invest. in General Fixed Assets	3,188,395.18
3900 · Retained Earnings	40,953,864.36
3999 · Opening Balance Equity	-354,580.80
Net Income	-368,861.95
Total Equity	45,344,491.93
TOTAL LIABILITIES & EQUITY	46,376,283.68

2:57 PM

PRPD

Profit & Loss Budget vs. Actual

12/05/22

July through November 2022

Accrual Basis

	Jul - Nov 22	Budget	\$ Over Budget	% of B...
Ordinary Income/Expense				
Income				
4100 · Tax Revenue	51,046.43	1,103,000.00	-1,051,953.57	4.6%
4200 · Impact Fee revenue	51,225.94	144,000.00	-92,774.06	35.6%
4300 · Program Income	143,429.39	362,750.00	-219,320.61	39.5%
4350 · Concession & Merchandise sales	0.00	2,700.00	-2,700.00	0.0%
4400 · Donation & Fundraising Income	38,930.83	75,000.00	-36,069.17	51.9%
4500 · Grant Income	120,072.49	1,300,000.00	-1,179,927.51	9.2%
4600 · Other Revenue	392,735.40	266,000.00	126,735.40	147.6%
4900 · Interest Income	203,491.96	311,600.00	-108,108.04	65.3%
Total Income	1,000,932.44	3,565,050.00	-2,564,117.56	28.1%
Gross Profit	1,000,932.44	3,565,050.00	-2,564,117.56	28.1%
Expense				
5000 · Payroll Expenses				
5010 · Wages & Salaries	664,386.88	1,685,700.00	-1,021,313.12	39.4%
5020 · Employer Taxes	50,982.43	156,300.00	-105,317.57	32.6%
5030 · Employee Benefits				
5030.1 · Retired Health Premium Employer	5,103.76			
5030.2 · Admin Fee for Active	167.14			
5030.3 · Admin Fee for Retired	51.48			
5030 · Employee Benefits - Other	123,352.70	330,100.00	-206,747.30	37.4%
Total 5030 · Employee Benefits	128,675.08	330,100.00	-201,424.92	39.0%
5040 · Workers Comp Expense	26,917.00	56,700.00	-29,783.00	47.5%
5060 · Other Personnel Costs	3,770.21	18,000.00	-14,229.79	20.9%
5000 · Payroll Expenses - Other	0.00	0.00	0.00	0.0%
Total 5000 · Payroll Expenses	874,731.60	2,246,800.00	-1,372,068.40	38.9%
5100 · Program Expenses				
5110 · Concession & Merchandise Exp.	3,195.00	3,300.00	-105.00	96.8%
5120 · Program Contract Labor	3,420.80	9,200.00	-5,779.20	37.2%
5130 · Program Supplies	15,654.70	38,500.00	-22,845.30	40.7%
5100 · Program Expenses - Other	0.00	0.00	0.00	0.0%
Total 5100 · Program Expenses	22,270.50	51,000.00	-28,729.50	43.7%
5140 · Fundraising Expense	0.00	6,000.00	-6,000.00	0.0%
5200 · Advertising & Promotion	17,275.54	15,700.00	1,575.54	110.0%
5220 · Bank & Merchant Fees	2,187.34	7,000.00	-4,812.66	31.2%
5230 · Contributions to Others	2,500.00	20,000.00	-17,500.00	12.5%
5240 · Copying & Printing	2,015.02	10,100.00	-8,084.98	20.0%
5260 · Dues, Mbrshps, Subscr, & Pubs	16,871.87	22,400.00	-5,528.13	75.3%
5270 · Education, Training & Staff Dev	199.98	22,800.00	-22,600.02	0.9%
5280 · Equip., Tools & Furn (<\$5k)				
5282 · Office ET&F	25.85	19,200.00	-19,174.15	0.1%
5284 · Program ET&F	0.00	12,100.00	-12,100.00	0.0%
5286 · Small Tools & Equipment	2,854.40	43,200.00	-40,345.60	6.6%
5280 · Equip., Tools & Furn (<\$5k) - Other	0.00	0.00	0.00	0.0%
Total 5280 · Equip., Tools & Furn (<\$5k)	2,880.25	74,500.00	-71,619.75	3.9%
5290 · Equipment Rental	135,248.32	162,900.00	-27,651.68	83.0%
5300 · Insurance	55,679.00	82,500.00	-26,821.00	67.5%
5310 · Interest Expense	247.85	1,100.00	-852.15	22.5%
5320 · Miscellaneous Expense	0.00	300.00	-300.00	0.0%
5330 · Professional & Outside services				
5332 · Accounting	22,918.00	44,800.00	-21,882.00	51.2%
5334 · Legal	1,567.65	17,800.00	-16,232.35	8.8%
5336 · Engineering	0.00	200,000.00	-200,000.00	0.0%
5338 · Other Prof. & Outside Labor	26,330.27	326,100.00	-299,769.73	8.1%
5330 · Professional & Outside services - Other	0.00	0.00	0.00	0.0%
Total 5330 · Professional & Outside services	50,815.92	588,700.00	-537,884.08	8.6%

2:57 PM

12/05/22

Accrual Basis

PRPD
Profit & Loss Budget vs. Actual
 July through November 2022

	Jul - Nov 22	Budget	\$ Over Budget	% of B...
5340 · Postage & Delivery	241.92	2,000.00	-1,758.08	12.1%
5350 · Rent-Facility use fees	1,273.75	23,700.00	-22,426.25	5.4%
5360 · Repair & Maintenance				
5361 · Building R&M	2,062.96	16,900.00	-14,837.04	12.2%
5362 · Equipment R&M	5,610.93	16,300.00	-10,689.07	34.4%
5363 · General R&M	2,487.59	11,200.00	-8,712.41	22.2%
5364 · Grounds R&M	29,368.67	45,900.00	-16,531.33	64.0%
5365 · Pool R&M	28,501.06	36,600.00	-8,098.94	77.9%
5366 · Vehicle R&M	5,926.35	11,000.00	-5,073.65	53.9%
5367 · Janitorial	5,791.32	14,400.00	-8,608.68	40.2%
5368 · Security	110.00	6,000.00	-5,890.00	1.8%
5369 · Vandalism	241.76	2,400.00	-2,158.24	10.1%
5360 · Repair & Maintenance - Other	0.00	0.00	0.00	0.0%
Total 5360 · Repair & Maintenance	80,100.64	160,700.00	-80,599.36	49.8%
5370 · Supplies - Consumable				
5372 · Office Supplies	3,696.67	14,000.00	-10,303.33	26.4%
5374 · Safety & staff supplies	3,233.77	14,200.00	-10,966.23	22.8%
5370 · Supplies - Consumable - Other	0.00	0.00	0.00	0.0%
Total 5370 · Supplies - Consumable	6,930.44	28,200.00	-21,269.56	24.6%
5380 · Taxes, Lic., Notices & Permits	6,100.52	7,600.00	-1,499.48	80.3%
5390 · Telephone & Internet	6,960.75	18,800.00	-11,839.25	37.0%
5400 · Transportation, Meals & Travel				
5402 · Air, Lodging & Other Travel	143.60	10,000.00	-9,856.40	1.4%
5404 · Fuel	12,768.77	35,000.00	-22,231.23	36.5%
5406 · Meals	1,457.87	7,000.00	-5,542.13	20.8%
5408 · Mileage & Auto Allowance	0.00	2,000.00	-2,000.00	0.0%
5400 · Transportation, Meals & Travel - Other	0.00	0.00	0.00	0.0%
Total 5400 · Transportation, Meals & Travel	14,370.24	54,000.00	-39,629.76	26.6%
5410 · Utilities				
5412 · Electric & Gas	49,096.03	112,000.00	-62,903.97	43.8%
5414 · Water	11,942.28	25,800.00	-13,857.72	46.3%
5416 · Garbage	9,854.63	11,500.00	-1,645.37	85.7%
5410 · Utilities - Other	0.00	0.00	0.00	0.0%
Total 5410 · Utilities	70,892.94	149,300.00	-78,407.06	47.5%
Total Expense	1,369,794.39	3,756,100.00	-2,386,305.61	36.5%
Net Ordinary Income	-368,861.95	-191,050.00	-177,811.95	193.1%
Net Income	-368,861.95	-191,050.00	-177,811.95	193.1%

2:58 PM

12/05/22

Accrual Basis

PRPD
Profit & Loss
November 2022

	Nov 22
Ordinary Income/Expense	
Income	
4100 · Tax Revenue	51,046.43
4200 · Impact Fee revenue	7,245.59
4300 · Program Income	43,999.30
4400 · Donation & Fundraising Income	9,875.00
4600 · Other Revenue	800.00
4900 · Interest Income	13,285.24
	126,251.56
Total Income	126,251.56
Gross Profit	126,251.56
Expense	
5000 · Payroll Expenses	
5010 · Wages & Salaries	195,767.10
5020 · Employer Taxes	15,125.14
5030 · Employee Benefits	
5030.1 · Retired Health Premium Employer	1,275.94
5030.2 · Admin Fee for Active	42.36
5030.3 · Admin Fee for Retired	12.87
5030 · Employee Benefits - Other	35,183.89
	36,515.06
5040 · Workers Comp Expense	0.00
5060 · Other Personnel Costs	2,145.12
	249,552.42
5100 · Program Expenses	
5110 · Concession & Merchandise Exp.	195.00
5120 · Program Contract Labor	1,528.00
5130 · Program Supplies	6,773.16
	8,496.16
5200 · Advertising & Promotion	3,895.70
5220 · Bank & Merchant Fees	672.66
5240 · Copying & Printing	303.96
5260 · Dues, Mbrshps, Subscr, & Pubs	1,235.96
5270 · Education, Training & Staff Dev	199.98
5280 · Equip., Tools & Furn (<\$5k)	
5286 · Small Tools & Equipment	324.75
	324.75
5290 · Equipment Rental	92,326.67
5310 · Interest Expense	8.69
5330 · Professional & Outside services	
5332 · Accounting	90.00
5338 · Other Prof. & Outside Labor	9,518.29
	9,608.29
5340 · Postage & Delivery	3.12
5360 · Repair & Maintenance	
5361 · Building R&M	913.93
5362 · Equipment R&M	3,963.06
5363 · General R&M	897.93
5364 · Grounds R&M	4,188.05
5365 · Pool R&M	2,973.44
5366 · Vehicle R&M	662.35
5367 · Janitorial	1,026.49
5369 · Vandalism	46.23
	14,671.48
5370 · Supplies - Consumable	
5372 · Office Supplies	787.19

2:58 PM

12/05/22

Accrual Basis

PRPD
Profit & Loss
November 2022

	Nov 22
5374 · Safety & staff supplies	1,623.17
Total 5370 · Supplies - Consumable	2,410.36
5380 · Taxes, Lic., Notices & Permits	2,023.37
5390 · Telephone & Internet	1,394.69
5400 · Transportation, Meals & Travel	
5404 · Fuel	3,340.43
5406 · Meals	362.99
Total 5400 · Transportation, Meals & Travel	3,703.42
5410 · Utilities	
5412 · Electric & Gas	13,832.53
5414 · Water	4,091.56
5416 · Garbage	3,480.59
Total 5410 · Utilities	21,404.68
Total Expense	412,236.36
Net Ordinary Income	-285,984.80
Net Income	-285,984.80

**Paradise Recreation & Park District
Investment & Reserves Report
30-Nov-22**

Summary	Maximum	6/30/2022	FY 2022-2023	FY 2022-2023	11/30/2022	Annual
Reserve Funds	Target	Balance	Allocated	Interest	Balance	Funding Goal
CalPERS 115 Trust	500,000	0.00	0.00	0.00	0.00	30,000
Capital Improvement & Acquisition	25,000,000	9,520,596.39	0.00	45,646.86	9,566,243.25	100,000
Current Operations	8,000,000	8,030,023.30	0.00	38,500.25	8,068,523.55	50,000
Designated Project/Special Use/Grant Matching	1,500,000	752,814.67	0.00	3,609.40	756,424.07	50,000
Future Operations	25,000,000	18,820,367.13	0.00	90,234.97	18,910,602.10	100,000
Technology	150,000	150,562.93	0.00	721.88	151,284.81	5,000
Vehicle Fleet & Equipment	1,000,000	752,814.67	0.00	3,609.40	756,424.07	75,000
Total Reserves Funds	61,150,000	38,027,179.11	0.00	182,322.75	38,209,501.86	410,000

Detail	FY 2022 - 2023	
Five Star Investment Money Market	11/30/2022	Interest Earned
CalPERS 115 Trust	0.00	0.00
Capital Improvement & Acquisition	9,566,243.25	2,797.57
Current Operations	8,068,523.55	2,359.57
Designated Project/Special Use/Grant Matching	756,424.07	221.21
Future Operations	18,910,602.10	5,530.25
Technology	151,284.81	44.24
Vehicle Fleet & Equipment	756,424.07	221.21
General Operating	3,357,659.31	999.44
Sub-Total Five Star	41,627,070.17	12,173.49
Add/Subtract Changes	-33,348,552.88	
Total Five Star	8,488,670.04	

Five Star	Beginning Balance	Change	Interest Earned	Ending Balance
Grant Money Market Account	675,231.63	(3,000.00)	1,110.52	673,342.15
Payroll Interest Checking	32,601.46	(30,324.65)	1.23	2,278.04
Total Five Star	707,833.09	(33,324.65)	1,111.75	675,620.19

Mechanics	Deposits	Checks
Checking (as of Oct 31, 2022)	152,614.67	211.31
Total	152,614.67	211.31

Total in interest earning accounts	42,076,690.24	13,285.24
Other Investment Income		0.00
Total		13,285.24

Paradise Recreation & Park District's (District) Investment Policy describes the District's commitment to managing risk by selecting investment products based on safety, liquidity and yield. Per California Government Code Section 53600 et. seq., specifically section 53646 and section 53607, this investment report details all investment-related activity in the current period. District investable funds are currently invested in Five Star Bank which meets those standards. That being said, the District's Investment Policy remains a prudent investment course, and is in compliance with the "Prudent Investor's Policy" designed to protect public funds.

PRPD
Recovery Project
November 2022

	<u>Total Recovery Project</u>
Ordinary Income/Expense	
Expense	
5280 · Equip., Tools & Furn (<\$5k)	
5286 · Small Tools & Equipment	32.49
Total 5280 · Equip., Tools & Furn (<\$5k)	<u>32.49</u>
5290 · Equipment Rental	630.00
5360 · Repair & Maintenance	
5364 · Grounds R&M	1,121.99
Total 5360 · Repair & Maintenance	<u>1,121.99</u>
Total Expense	<u>1,784.48</u>
Net Ordinary Income	<u>-1,784.48</u>
Net Income	<u><u>-1,784.48</u></u>



Paradise Recreation & Parks District - Operating Account

Monthly Investment Report
October 31, 2022

Your Investment Representative:

Jim McCourt

(614) 923-1151

jmccourt@meederinvestment.com

For questions about your account please contact your investment representative or contact publicfundsoperations@meederinvestment.com

Dublin, Ohio | Lansing, Michigan | Long Beach, California | Austin, Texas | 866-633-3371 | www.meederpublicfunds.com

PORTFOLIO SUMMARY

As of October 31, 2022



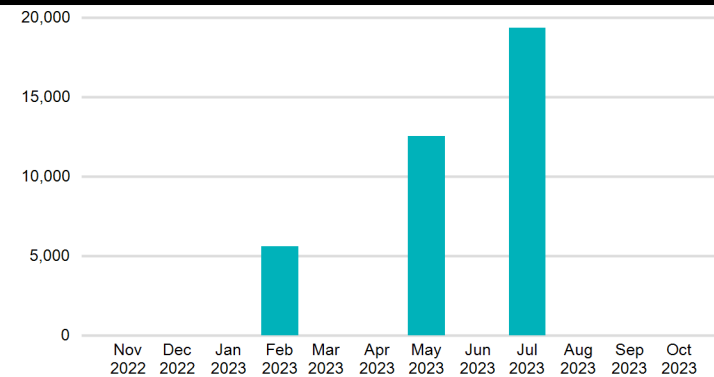
MONTHLY RECONCILIATION

Beginning Book Value	
Contributions	32,700,000.00
Withdrawals	
Realized Gains/Losses	
Gross Interest Earnings	
Ending Book Value	32,700,000.00

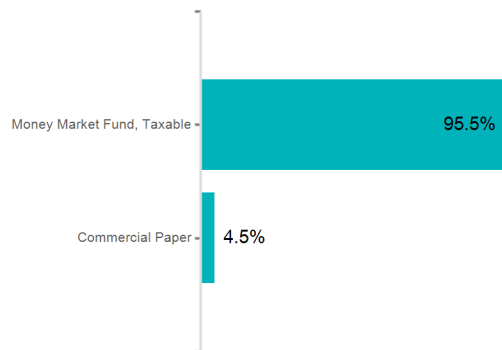
PORTFOLIO CHARACTERISTICS

Portfolio Yield to Maturity	2.98%
Portfolio Effective Duration	0.03 yrs
Weighted Average Maturity	0.02 yrs

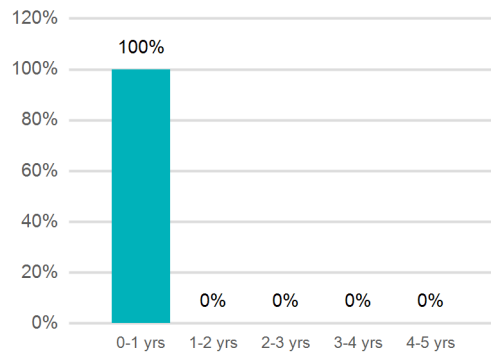
PROJECTED MONTHLY INCOME SCHEDULE



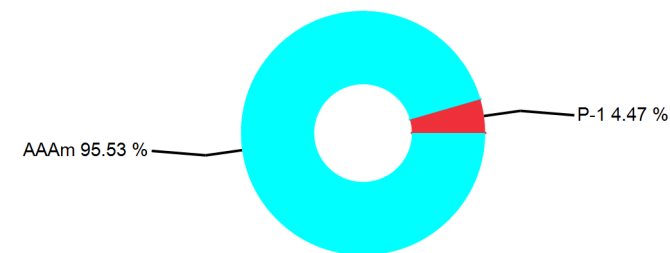
SECTOR ALLOCATION



MATURITY DISTRIBUTION



CREDIT QUALITY



Paradise Recreation & Parks District - Operating Account

PROJECTED INCOME SCHEDULE

As of October 31, 2022



CUSIP	SECURITY DESCRIPTION	Nov 2022	Dec 2022	Jan 2023	Feb 2023	Mar 2023	Apr 2023	May 2023	Jun 2023	Jul 2023	Aug 2023	Sep 2023	Oct 2023
3130ATTY3	FHLB 4.750% 11/02/2023							23,750					
89233HP24	Toyota Motor Credit Corporation 02/02/2023				5,614								
8923A1S28	Toyota Credit de Puerto Rico Corp. 05/02/2023							12,556					
8923A1UU3	Toyota Credit de Puerto Rico Corp. 07/28/2023									19,388			
TOTAL					5,614			36,306		19,388			

Paradise Recreation & Parks District - Operating Account

POSITION STATEMENT

As of October 31, 2022



CUSIP	Security Description	Trade Date/ Settlement Date	Par Value	Principal Cost/ Purchased Interest	Total Cost	Yield at Cost	Maturity/ Duration	Market Price/ Market Value	Unrealized Gain/ (Loss)	% of Assets	Moody's/ S&P Rating
Cash and Cash Equivalents											
31846V567	First American Funds, Inc.	10/31/2022 10/31/2022	\$31,237,557.22	\$31,237,557.22	\$31,237,557.22	2.89%	0.003 0.003	\$1.00 \$31,237,557.22	\$0.00	74.58%	AAAm
00358CASH	FIVE STAR PAYROLL CHECKING	10/31/2022 10/31/2022	\$32,601.46	\$32,601.46	\$32,601.46	0.10%	0.003 0.003	\$1.00 \$32,601.46	\$0.00	0.08%	
00359CASH	FIVE STAR GRANT MONEY MARKET	10/31/2022 10/31/2022	\$675,231.63	\$675,231.63	\$675,231.63	2.00%	0.003 0.003	\$1.00 \$675,231.63	\$0.00	1.61%	
00360CASH	FIVE STAR INVESTMENT MONEY MARKET	10/31/2022 10/31/2022	\$8,476,496.55	\$8,476,496.55	\$8,476,496.55	1.51%	0.003 0.003	\$1.00 \$8,476,496.55	\$0.00	20.24%	
SubTotal			\$40,421,886.86	\$40,421,886.86	\$40,421,886.86	2.58%		\$40,421,886.86	\$0.00	96.51%	
Commercial Paper											
89233HP24	Toyota Motor Credit Corporation 02/02/2023	10/31/2022 10/31/2022	\$500,000.00	\$494,386.11	\$494,386.11	4.35%	0.258 0.261	\$98.88 \$494,386.11	\$0.00	1.18%	P-1 A-1+
8923A1S28	Toyota Credit de Puerto Rico Corp. 05/02/2023	10/31/2022 10/31/2022	\$500,000.00	\$487,444.17	\$487,444.17	5.07%	0.501 0.508	\$97.41 \$487,065.00	(\$379.17)	1.16%	P-1 A-1+
8923A1UU3	Toyota Credit de Puerto Rico Corp. 07/28/2023	10/31/2022 10/31/2022	\$500,000.00	\$480,612.50	\$480,612.50	5.38%	0.740 0.750	\$96.12 \$480,612.50	\$0.00	1.15%	P-1 A-1+
SubTotal			\$1,500,000.00	\$1,462,442.78	\$1,462,442.78	4.93%		\$1,462,063.61	(\$379.17)	3.49%	
Grand Total			\$41,921,886.86	\$41,884,329.64	\$41,884,329.64	2.67%		\$41,883,950.47	(\$379.17)	100.00%	

Paradise Recreation & Parks District - Operating Account

TRANSACTION STATEMENT

As of October 31, 2022



Transaction Type	Trade Date	Settlement Date	CUSIP	Security Description	Par Value	Principal Amount	Purchased Interest	Total Cost	Yield at Cost
Pending Purchase									
Pending Purchase	10/31/2022	11/2/2022	3130ATTY3	FHLB 4.750% 11/02/2023	500,000.00	499,912.50		499,912.50	4.77%
Total					500,000.00	499,912.50		499,912.50	

Purchase									
Purchase	10/31/2022	10/31/2022	89233HP24	Toyota Motor Credit Corporation 02/02/2023	500,000.00	494,386.11		494,386.11	4.35%
Purchase	10/31/2022	10/31/2022	8923A1S28	Toyota Credit de Puerto Rico Corp. 05/02/2023	500,000.00	487,444.17		487,444.17	5.07%
Purchase	10/31/2022	10/31/2022	8923A1UU3	Toyota Credit de Puerto Rico Corp. 07/28/2023	500,000.00	480,612.50		480,612.50	5.38%
Total					1,500,000.00	1,462,442.78		1,462,442.78	

Transaction Type	Payment Date	Settlement Date	CUSIP	Security Description	Interest Received
Interest/Dividends					
Interest/Dividends	10/31/2022	10/31/2022	00358CASH	FIVE STAR PAYROLL CHECKING	91.25
Interest/Dividends	10/31/2022	10/31/2022	00359CASH	FIVE STAR GRANT MONEY MARKET	1,054.58
Interest/Dividends	10/31/2022	10/31/2022	00360CASH	FIVE STAR INVESTMENT MONEY MARKET	46,020.12
Total					47,165.95

Transaction Type	Trade Date	Settlement Date	Transaction Description	Amount
Contribution				
Contribution	10/28/2022	10/28/2022	Cash In	32,700,000.00
Total				32,700,000.00

Paradise Recreation & Parks District - Operating Account

TRANSACTION STATEMENT

As of October 31, 2022



Paradise Recreation & Parks District - Operating Account

STATEMENT DISCLOSURE

As of October 31, 2022



Meeder provides monthly statements for its investment management clients to provide information about the investment portfolio. The information should not be used for audit or confirmation purposes. Please review your custodial statements and report any inaccuracies or discrepancies.

Certain information and data has been supplied by unaffiliated third parties. Although Meeder believes the information is reliable, it cannot warrant the accuracy of information offered by third parties. Market value may reflect prices received from pricing vendors when current market quotations are not available. Prices may not reflect firm bids or offers and may differ from the value at which the security can be sold.

Statements may include positions from unmanaged accounts provided for reporting purposes. Unmanaged accounts are managed directly by the client and are not included in the accounts managed by the investment adviser. This information is provided as a client convenience and the investment adviser assumes no responsibility for performance of these accounts or the accuracy of the data reported.

Investing involves risk. Past performance is no guarantee of future results. Debt and fixed income securities are subject to credit and interest rate risk. The investment return and principal value of an investment will fluctuate so that an investor's shares, when redeemed, may be worth more or less than their original cost. Current performance may be lower or higher than the performance data quoted.

Meeder Investment Management is the global brand for the Meeder group of affiliated companies. Investment advisory services are provided through Meeder Public Funds, Inc. Please contact us if you would like to receive a copy of our current ADV disclosure brochure or privacy policy.



Paradise Recreation & Park District - Operating Account

Monthly Investment Report
November 30, 2022

Your Investment Representative:

Jim McCourt

(614) 923-1151

jmccourt@meederinvestment.com

For questions about your account please contact your investment representative or contact publicfundsoperations@meederinvestment.com

Dublin, Ohio | Lansing, Michigan | Long Beach, California | Austin, Texas | 866-633-3371 | www.meederpublicfunds.com

Paradise Recreation & Park District - Operating Account

PORTFOLIO SUMMARY

As of November 30, 2022



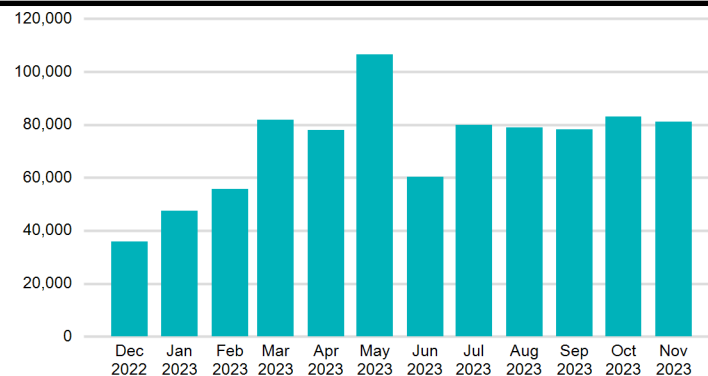
MONTHLY RECONCILIATION

Beginning Book Value	32,700,000.00
Contributions	
Withdrawals	
Prior Month Custodian Fees	(0.85)
Realized Gains/Losses	
Purchased Interest	(124,719.02)
Gross Interest Earnings	23,424.15
Ending Book Value	32,598,704.28

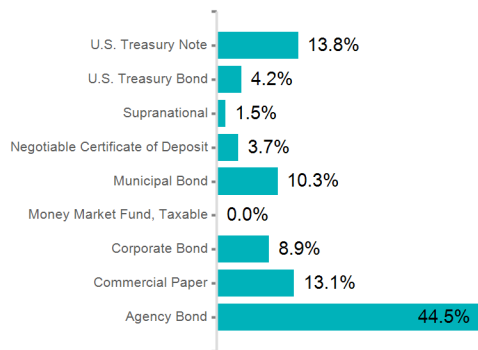
PORTFOLIO CHARACTERISTICS

Portfolio Yield to Maturity	4.81%
Portfolio Effective Duration	2.16 yrs
Weighted Average Maturity	2.30 yrs

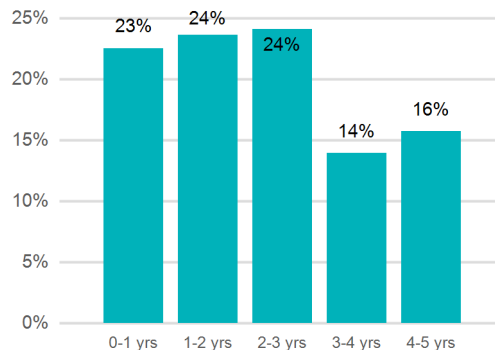
PROJECTED MONTHLY INCOME SCHEDULE



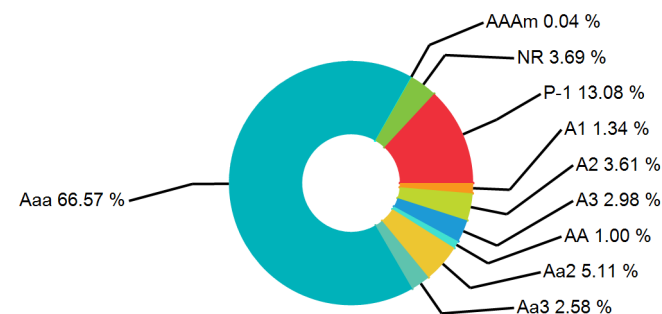
SECTOR ALLOCATION



MATURITY DISTRIBUTION



CREDIT QUALITY



Paradise Recreation & Park District - Operating Account

PROJECTED INCOME SCHEDULE

As of November 30, 2022



CUSIP	SECURITY DESCRIPTION	Dec 2022	Jan 2023	Feb 2023	Mar 2023	Apr 2023	May 2023	Jun 2023	Jul 2023	Aug 2023	Sep 2023	Oct 2023	Nov 2023
05531FBB8	Truist Financial Corporation 2.850% 10/26/2024					7,125						7,125	
05531FBJ1	Truist Financial Corporation 2.200% 03/16/2023				9,110								
05580AS39	BMW Bank of North America 4.800% 11/10/2025						5,713						5,807
06740KRH2	Barclays Bank Delaware 4.950% 11/17/2025						5,891						5,989
13063D2T4	California, State of 5.500% 10/01/2025					4,094						5,500	
14913R2Y2	Caterpillar Financial Services Corporation 4.900% 01/17/2025		4,015						12,250				
166764BX7	Chevron Corporation 1.995% 05/11/2027						3,491						3,491
178180GS8	City National Corporation 4.900% 11/24/2025						5,905						6,002
20772KAG4	Connecticut, State of 3.230% 01/15/2025		8,075						8,075				
24422EUX5	John Deere Capital Corporation 2.600% 03/07/2024				3,900						3,900		
250375LA8	Desert Community College District 3.000% 08/01/2027			4,800						4,800			
2546732B1	Discover Bank 4.900% 11/30/2027						5,905						6,002
3130AAAG3	FHLB 2.625% 12/11/2026	4,791						4,791					
3130ALF25	FHLB 0.400% 11/26/2024			1,150						1,150			
3130ALGR9	FHLB 0.85% 02/26/26			1,275						1,275			
3130ALHH0	FHLB 0.960% 03/05/2026				1,560						1,560		
3130ALNU4	FHLB 0.680% 03/24/2025				1,530						1,530		
3130AMHH8	FHLB 0.410% 08/01/2024	882						882					
3130AMWW8	FHLB 1.100% 09/30/2026				1,705						1,705		
3130AN4D9	FHLB 0.750% 06/30/2025	1,594						1,594					

Paradise Recreation & Park District - Operating Account

PROJECTED INCOME SCHEDULE

As of November 30, 2022



CUSIP	SECURITY DESCRIPTION	Dec 2022	Jan 2023	Feb 2023	Mar 2023	Apr 2023	May 2023	Jun 2023	Jul 2023	Aug 2023	Sep 2023	Oct 2023	Nov 2023
3130AP3A1	FHLB 0.850% 06/29/2026				1,594						1,594		
3130AQBD4	FHLB 1.200% 12/30/2024	2,700						2,700					
3130AQF65	FHLB 1.250% 12/21/2026	2,188						2,188					
3130AQUG6	FHLB 1.770% 11/25/2025						4,425						4,425
3130ATND5	FHLB 4.375% 09/13/2024				5,413						6,453		
3130ATPW1	FHLB 4.625% 12/08/2023					11,563						11,563	
3130ATT31	FHLB 4.500% 10/03/2024					9,688						11,250	
3130ATTY3	FHLB 4.750% 11/02/2023						11,875						11,963
3130ATVC8	FHLB 4.875% 06/14/2024	2,255						10,969					
3130ATZ42	FHLB 4.875% 11/28/2023						12,188						12,558
313373B68	FHLB 4.375% 03/13/2026				8,422						8,422		
3133EAG44	FFCB 2.630% 08/03/2026			4,050						4,050			
3133EFBJ5	FFCB 2.320% 08/28/2023			6,148						16,120			
3133ELC28	FFCB 0.730% 05/27/2025						1,643						1,643
3133ELY32	FFCB 0.550% 07/22/2026		825						825				
3133EM5W8	FFCB 0.680% 09/22/2025				1,445						1,445		
3133EMQG0	FFCB 0.320% 02/10/2025			680						680			
3133EMUP5	FFCB 0.710% 04/01/2025					1,509						1,509	
3133ENAL4	FFCB 0.290% 10/12/2023					435						12,903	
3133ENEQ9	FFCB 1.640% 05/24/2027						2,870						2,870
3133ENK33	FFCB 3.625% 03/06/2024				7,703						7,703		
3133ENKG4	FFCB 1.470% 01/11/2027		3,491						3,491				
3133ENL99	FFCB 3.375% 09/15/2027				5,906						5,906		
3133ENZ37	FFCB 4.875% 01/10/2025		3,453						10,359				
3133XG6E9	FHLB 5.750% 06/12/2026	10,494						10,494					

Paradise Recreation & Park District - Operating Account

PROJECTED INCOME SCHEDULE

As of November 30, 2022



CUSIP	SECURITY DESCRIPTION	Dec 2022	Jan 2023	Feb 2023	Mar 2023	Apr 2023	May 2023	Jun 2023	Jul 2023	Aug 2023	Sep 2023	Oct 2023	Nov 2023
3133XVDG3	FHLB 4.375% 09/13/2024				3,938						3,938		
3135G06J7	FNMA 0.650% 12/10/2025	1,056						1,056					
3135G0U43	FNMA 2.875% 09/12/2023				4,313						9,103		
3136G4G56	FNMA 0.450% 07/29/2024		900						900				
378612AH8	Glendora, City of 1.988% 06/01/2025	4,274						4,274					
459058GL1	IBRD 3.000% 09/27/2023				7,500						15,092		
46640QRA1	J.P. Morgan Securities LLC 04/10/2023					7,185							
46640QVE8	J.P. Morgan Securities LLC 08/14/2023									19,017			
62479MQ63	MUFG Bank, Ltd. 03/06/2023				7,930								
62479MR47	MUFG Bank, Ltd. 04/04/2023					3,039							
62479MSN4	MUFG Bank, Ltd. 05/22/2023						13,889						
62479MTF0	MUFG Bank, Ltd. 06/15/2023							15,711					
692039SE1	Oxnard Union High School District 0.852% 08/01/2024			1,811						1,811			
69371RR57	PACCAR Financial Corp. 0.900% 11/08/2024						2,138						2,138
69372BNL0	PACCAR Financial Corp. 01/20/2023		2,250										
70914PW40	Pennsylvania, Commonwealth of 0.950% 08/01/2025			1,900						1,900			
742651DP4	PEFCO 2.450% 07/15/2024		4,288						4,288				
76913CBB4	Riverside, County of 2.963% 02/15/2027			7,408						7,408			
795451CJ0	Sallie Mae Bank 5.000% 11/18/2025						6,025						6,125
799017WC8	San Mateo Union High School District 2.187% 09/01/2027				5,468						5,468		

Paradise Recreation & Park District - Operating Account

PROJECTED INCOME SCHEDULE

As of November 30, 2022



CUSIP	SECURITY DESCRIPTION	Dec 2022	Jan 2023	Feb 2023	Mar 2023	Apr 2023	May 2023	Jun 2023	Jul 2023	Aug 2023	Sep 2023	Oct 2023	Nov 2023
801139AE6	Santa Ana, City of 1.176% 08/01/2026			2,234						2,234			
86787EBC0	Truist Bank 3.200% 04/01/2024					6,400						6,400	
880591EU2	TNNLL 2.875% 02/01/2027			5,031						5,031			
89233HP24	Toyota Motor Credit Corporation 02/02/2023			5,614									
8923A1S28	Toyota Credit de Puerto Rico Corp. 05/02/2023						12,556						
8923A1UU3	Toyota Credit de Puerto Rico Corp. 07/28/2023								19,388				
9128286A3	UST 2.625% 01/31/2026		3,938						3,938				
9128286S4	UST 2.375% 04/30/2026					3,859						3,859	
9128286X3	UST 2.125% 05/31/2026						3,453						3,453
912828B66	UST 2.750% 02/15/2024			6,531						6,531			
912828U24	UST 2.000% 11/15/2026						3,250						3,250
912828V80	UST 2.250% 01/31/2024		4,781						4,781				
912828YQ7	UST 1.625% 10/31/2026					2,438						2,438	
91282CEF4	UST 2.500% 03/31/2027				4,375						4,375		
91282CEK3	UST 2.500% 04/30/2024					6,250						6,250	
91282CEN7	UST 2.750% 04/30/2027					4,813						4,813	
91282CER8	UST 2.500% 05/31/2024						5,313						5,313
91282CEW7	UST 3.250% 06/30/2027	5,688						5,688					
91282CEY3	UST 3.000% 07/15/2025		6,750						6,750				
91282CFB2	UST 2.750% 07/31/2027		4,813						4,813				
91282CFE6	UST 3.125% 08/15/2025			7,031						7,031			
91282CFP1	UST 4.250% 10/15/2025					9,563						9,563	
TOTAL		35,920	47,579	55,663	81,811	77,959	106,527	60,345	79,857	79,039	78,193	83,171	81,028

Paradise Recreation & Park District - Operating Account

POSITION STATEMENT

As of November 30, 2022



CUSIP	Security Description	Trade Date/ Settlement Date	Par Value	Principal Cost/ Purchased Interest	Total Cost	Yield at Cost	Maturity/ Duration	Market Price/ Market Value	Unrealized Gain/ (Loss)	% of Assets	Moody's/ S&P Rating
Cash and Cash Equivalents											
00358CASH	FIVE STAR PAYROLL CHECKING	11/30/2022 11/30/2022	\$2,278.04	\$2,278.04	\$2,278.04	0.10%	0.003 0.003	\$1.00 \$2,278.04	\$0.00	0.01%	
00359CASH	FIVE STAR GRANT MONEY MARKET	11/30/2022 11/30/2022	\$673,342.15	\$673,342.15	\$673,342.15	2.00%	0.003 0.003	\$1.00 \$673,342.15	\$0.00	1.61%	
00360CASH	FIVE STAR INVESTMENT MONEY MARKET	11/30/2022 11/30/2022	\$8,488,670.04	\$8,488,670.04	\$8,488,670.04	1.51%	0.003 0.003	\$1.00 \$8,488,670.04	\$0.00	20.24%	
31846V567	First American Funds, Inc.	11/30/2022 11/30/2022	\$13,289.94	\$13,289.94	\$13,289.94	3.63%	0.003 0.003	\$1.00 \$13,289.94	\$0.00	0.03%	AAAm
SubTotal			\$9,177,580.17	\$9,177,580.17	\$9,177,580.17	1.55%		\$9,177,580.17	\$0.00	21.88%	
Agency Bond											
3133EFBJ5	FFCB 2.320% 08/28/2023	11/23/2022 11/25/2022	\$530,000.00	\$520,027.52 \$2,971.53	\$522,999.05	4.87%	0.742 0.721	\$98.18 \$520,338.10	\$310.58	1.24%	Aaa AA+
3135G0U43	FNMA 2.875% 09/12/2023	11/7/2022 11/8/2022	\$300,000.00	\$295,209.00 \$1,341.66	\$296,550.66	4.82%	0.784 0.760	\$98.50 \$295,503.00	\$294.00	0.70%	Aaa AA+
3133ENAL4	FFCB 0.290% 10/12/2023	11/7/2022 11/8/2022	\$300,000.00	\$287,532.00 \$62.83	\$287,594.83	4.93%	0.866 0.846	\$96.15 \$288,453.00	\$921.00	0.69%	Aaa AA+
3130ATTY3	FHLB 4.750% 11/02/2023	10/31/2022 11/2/2022	\$500,000.00	\$499,912.50	\$499,912.50	4.77%	0.923 0.891	\$99.88 \$499,405.00	(\$507.50)	1.19%	Aaa AA+
3130ATZ42	FHLB 4.875% 11/28/2023	11/23/2022 11/28/2022	\$500,000.00	\$499,630.00	\$499,630.00	4.95%	0.995 0.961	\$100.06 \$500,280.00	\$650.00	1.19%	Aaa AA+
3130ATPW1	FHLB 4.625% 12/08/2023	11/4/2022 11/7/2022	\$500,000.00	\$498,500.00 \$1,156.25	\$499,656.25	4.90%	1.022 0.986	\$99.81 \$499,070.00	\$570.00	1.19%	Aaa AA+
3133ENK33	FFCB 3.625% 03/06/2024	11/3/2022 11/4/2022	\$425,000.00	\$417,622.85 \$2,482.11	\$420,104.96	4.98%	1.266 1.211	\$98.52 \$418,693.00	\$1,070.15	1.00%	Aaa AA+
3130ATVC8	FHLB 4.875% 06/14/2024	11/4/2022 11/7/2022	\$450,000.00	\$449,968.50	\$449,968.50	4.88%	1.540 1.465	\$100.09 \$450,396.00	\$427.50	1.07%	Aaa AA+
742651DP4	PEFCO 2.450% 07/15/2024	11/21/2022 11/22/2022	\$350,000.00	\$336,353.50 \$3,025.07	\$339,378.57	4.94%	1.625 1.550	\$96.19 \$336,661.50	\$308.00	0.80%	Aaa AA+
3136G4G56	FNMA 0.450% 07/29/2024	11/3/2022 11/4/2022	\$400,000.00	\$370,184.00 \$475.00	\$370,659.00	4.98%	1.663 1.617	\$92.97 \$371,888.00	\$1,704.00	0.89%	Aaa AA+
3130AMHH8	FHLB 0.410% 08/01/2024	11/3/2022 11/4/2022	\$430,000.00	\$397,492.00 \$749.28	\$398,241.28	5.00%	1.671 1.625	\$93.00 \$399,891.40	\$2,399.40	0.95%	Aaa AA+

Paradise Recreation & Park District - Operating Account

POSITION STATEMENT

As of November 30, 2022



CUSIP	Security Description	Trade Date/ Settlement Date	Par Value	Principal Cost/ Purchased Interest	Total Cost	Yield at Cost	Maturity/ Duration	Market Price/ Market Value	Unrealized Gain/ (Loss)	% of Assets	Moody's/ S&P Rating
3133XVDG3	FHLB 4.375% 09/13/2024	11/3/2022 11/4/2022	\$180,000.00	\$178,502.22 \$1,115.63	\$179,617.85	4.85%	1.789 1.687	\$99.51 \$179,114.40	\$612.18	0.43%	Aaa AA+
3130ATND5	FHLB 4.375% 09/13/2024	11/3/2022 11/4/2022	\$295,000.00	\$292,368.60 \$788.72	\$293,157.32	4.88%	1.789 1.691	\$99.51 \$293,563.35	\$1,194.75	0.70%	Aaa AA+
3130ATT31	FHLB 4.500% 10/03/2024	11/8/2022 11/9/2022	\$500,000.00	\$497,045.00 \$687.50	\$497,732.50	4.83%	1.844 1.743	\$99.73 \$498,660.00	\$1,615.00	1.19%	Aaa AA+
3130ALF25	FHLB 0.400% 11/26/2024	11/3/2022 11/4/2022	\$575,000.00	\$524,158.50 \$434.44	\$524,592.94	4.97%	1.992 1.938	\$91.88 \$528,304.25	\$4,145.75	1.26%	Aaa AA+
3130AQBD4	FHLB 1.200% 12/30/2024	11/8/2022 11/9/2022	\$450,000.00	\$415,948.50 \$1,935.00	\$417,883.50	4.97%	2.085 2.002	\$92.91 \$418,104.00	\$2,155.50	1.00%	Aaa AA+
3133ENZ37	FFCB 4.875% 01/10/2025	11/3/2022 11/10/2022	\$425,000.00	\$425,027.20	\$425,027.20	4.88%	2.115 1.983	\$100.52 \$427,201.50	\$2,174.30	1.02%	Aaa AA+
3133EMQG0	FFCB 0.320% 02/10/2025	11/7/2022 11/8/2022	\$425,000.00	\$383,626.25 \$332.44	\$383,958.69	4.93%	2.200 2.139	\$90.96 \$386,597.00	\$2,970.75	0.92%	Aaa AA+
3130ALNU4	FHLB 0.680% 03/24/2025	11/4/2022 11/7/2022	\$450,000.00	\$407,164.50 \$365.50	\$407,530.00	4.97%	2.315 2.241	\$91.22 \$410,476.50	\$3,312.00	0.98%	Aaa AA+
3133EMUP5	FFCB 0.710% 04/01/2025	11/4/2022 11/7/2022	\$425,000.00	\$384,595.25 \$301.75	\$384,897.00	4.96%	2.337 2.261	\$91.24 \$387,770.00	\$3,174.75	0.92%	Aaa AA+
3133ELC28	FFCB 0.730% 05/27/2025	11/7/2022 11/8/2022	\$450,000.00	\$405,544.50	\$405,544.50	4.89%	2.490 2.410	\$91.00 \$409,518.00	\$3,973.50	0.98%	Aaa AA+
3130AN4D9	FHLB 0.750% 06/30/2025	11/7/2022 11/8/2022	\$425,000.00	\$381,947.50 \$1,133.33	\$383,080.83	4.88%	2.584 2.489	\$90.78 \$385,806.50	\$3,859.00	0.92%	Aaa AA+
3133EM5W8	FFCB 0.680% 09/22/2025	11/7/2022 11/8/2022	\$425,000.00	\$378,304.83 \$369.28	\$378,674.11	4.82%	2.814 2.714	\$90.16 \$383,197.00	\$4,892.17	0.91%	Aaa AA+
3130AQUG6	FHLB 1.770% 11/25/2025	11/3/2022 11/4/2022	\$500,000.00	\$456,035.00	\$456,035.00	4.90%	2.989 2.792	\$92.38 \$461,910.00	\$5,875.00	1.10%	Aaa AA+
3135G06J7	FNMA 0.650% 12/10/2025	11/7/2022 11/8/2022	\$325,000.00	\$285,935.00 \$868.47	\$286,803.47	4.89%	3.030 2.914	\$89.22 \$289,965.00	\$4,030.00	0.69%	Aaa AA+
3130ALGR9	FHLB 0.85% 02/26/26	11/7/2022 11/8/2022	\$300,000.00	\$263,169.00 \$510.00	\$263,679.00	4.93%	3.244 3.102	\$88.87 \$266,595.00	\$3,426.00	0.64%	Aaa AA+
3130ALHH0	FHLB 0.960% 03/05/2026	11/7/2022 11/8/2022	\$325,000.00	\$286,334.75 \$546.00	\$286,880.75	4.88%	3.263 3.110	\$89.23 \$289,984.50	\$3,649.75	0.69%	Aaa AA+
313373B68	FHLB 4.375% 03/13/2026	11/28/2022 11/29/2022	\$385,000.00	\$385,704.55 \$3,555.90	\$389,260.45	4.31%	3.285 3.001	\$100.05 \$385,204.05	(\$500.50)	0.92%	Aaa AA+
3133XG6E9	FHLB 5.750% 06/12/2026	11/17/2022 11/18/2022	\$365,000.00	\$382,939.75 \$9,094.58	\$392,034.33	4.25%	3.534 3.109	\$105.13 \$383,739.10	\$799.35	0.92%	Aaa AA+

Paradise Recreation & Park District - Operating Account

POSITION STATEMENT

As of November 30, 2022



CUSIP	Security Description	Trade Date/ Settlement Date	Par Value	Principal Cost/ Purchased Interest	Total Cost	Yield at Cost	Maturity/ Duration	Market Price/ Market Value	Unrealized Gain/ (Loss)	% of Assets	Moody's/ S&P Rating
3130AP3A1	FHLB 0.850% 06/29/2026	11/8/2022 11/9/2022	\$375,000.00	\$326,250.00 \$354.17	\$326,604.17	4.79%	3.581 3.409	\$88.24 \$330,892.50	\$4,642.50	0.79%	Aaa AA+
3133ELY32	FFCB 0.550% 07/22/2026	11/7/2022 11/8/2022	\$300,000.00	\$257,709.00 \$485.83	\$258,194.83	4.74%	3.644 3.521	\$87.39 \$262,179.00	\$4,470.00	0.63%	Aaa AA+
3133EAG44	FFCB 2.630% 08/03/2026	11/8/2022 11/9/2022	\$308,000.00	\$286,992.55 \$2,160.11	\$289,152.66	4.64%	3.677 3.416	\$94.40 \$290,761.24	\$3,768.69	0.69%	Aaa AA+
3130AMVW8	FHLB 1.100% 09/30/2026	11/4/2022 11/7/2022	\$310,000.00	\$268,925.00 \$350.47	\$269,275.47	4.87%	3.836 3.614	\$87.86 \$272,372.20	\$3,447.20	0.65%	Aaa AA+
3130AAAG3	FHLB 2.625% 12/11/2026	11/22/2022 11/23/2022	\$365,000.00	\$343,943.15 \$4,311.56	\$348,254.71	4.19%	4.033 3.716	\$94.38 \$344,483.35	\$540.20	0.82%	Aaa AA+
3130AQF65	FHLB 1.250% 12/21/2026	11/7/2022 11/8/2022	\$350,000.00	\$306,731.60 \$1,664.93	\$308,396.53	4.58%	4.060 3.855	\$89.26 \$312,420.50	\$5,688.90	0.74%	Aaa AA+
3133ENKG4	FFCB 1.470% 01/11/2027	11/3/2022 11/4/2022	\$475,000.00	\$416,513.25 \$2,191.73	\$418,704.98	4.75%	4.118 3.766	\$88.78 \$421,681.25	\$5,168.00	1.01%	Aaa AA+
880591EU2	TNNLL 2.875% 02/01/2027	11/15/2022 11/16/2022	\$350,000.00	\$333,084.15 \$2,934.90	\$336,019.05	4.14%	4.175 3.834	\$94.92 \$332,227.00	(\$857.15)	0.79%	Aaa AA+
3133ENEQ9	FFCB 1.640% 05/24/2027	11/9/2022 11/10/2022	\$350,000.00	\$306,701.50	\$306,701.50	4.70%	4.482 4.025	\$88.98 \$311,430.00	\$4,728.50	0.74%	Aaa AA+
3133ENL99	FFCB 3.375% 09/15/2027	11/4/2022 11/7/2022	\$350,000.00	\$333,910.50 \$1,706.25	\$335,616.75	4.44%	4.795 4.336	\$97.09 \$339,801.00	\$5,890.50	0.81%	Aaa AA+
SubTotal			\$15,443,000.00	\$14,487,543.47 \$50,462.22	\$14,538,005.69	4.80%		\$14,584,537.19	\$96,993.72	34.78%	
Commercial Paper											
69372BNL0	PACCAR Financial Corp. 01/20/2023	11/28/2022 11/29/2022	\$380,000.00	\$377,749.56	\$377,749.56	4.12%	0.140 0.139	\$99.39 \$377,685.80	(\$63.76)	0.90%	P-1 A-1
89233HP24	Toyota Motor Credit Corporation 02/02/2023	10/31/2022 10/31/2022	\$500,000.00	\$494,386.11	\$494,386.11	4.35%	0.175 0.174	\$99.19 \$495,955.00	\$1,568.89	1.18%	P-1 A-1+
62479MQ63	MUFG Bank, Ltd. 03/06/2023	11/4/2022 11/4/2022	\$500,000.00	\$492,070.00	\$492,070.00	4.76%	0.263 0.259	\$98.74 \$493,680.00	\$1,610.00	1.18%	P-1 A-1
62479MR47	MUFG Bank, Ltd. 04/04/2023	11/4/2022 11/4/2022	\$150,000.00	\$146,961.13	\$146,961.13	4.93%	0.342 0.336	\$98.30 \$147,442.50	\$481.37	0.35%	P-1 A-1
46640QRA1	J.P. Morgan Securities LLC 04/10/2023	11/7/2022 11/8/2022	\$350,000.00	\$342,815.38	\$342,815.38	4.93%	0.359 0.352	\$98.21 \$343,745.50	\$930.12	0.82%	P-1 A-1

Paradise Recreation & Park District - Operating Account

POSITION STATEMENT

As of November 30, 2022



CUSIP	Security Description	Trade Date/ Settlement Date	Par Value	Principal Cost/ Purchased Interest	Total Cost	Yield at Cost	Maturity/ Duration	Market Price/ Market Value	Unrealized Gain/ (Loss)	% of Assets	Moody's/ S&P Rating
8923A1S28	Toyota Credit de Puerto Rico Corp. 05/02/2023	10/31/2022 10/31/2022	\$500,000.00	\$487,444.17	\$487,444.17	5.07%	0.419 0.410	\$97.86 \$489,310.00	\$1,865.83	1.17%	P-1 A-1+
62479MSN4	MUFG Bank, Ltd. 05/22/2023	11/3/2022 11/3/2022	\$500,000.00	\$486,111.11	\$486,111.11	5.14%	0.474 0.464	\$97.58 \$487,915.00	\$1,803.89	1.16%	P-1 A-1
62479MTF0	MUFG Bank, Ltd. 06/15/2023	11/3/2022 11/3/2022	\$500,000.00	\$484,288.89	\$484,288.89	5.21%	0.540 0.528	\$97.19 \$485,965.00	\$1,676.11	1.16%	P-1 A-1
8923A1UU3	Toyota Credit de Puerto Rico Corp. 07/28/2023	10/31/2022 10/31/2022	\$500,000.00	\$480,612.50	\$480,612.50	5.38%	0.658 0.642	\$96.51 \$482,535.00	\$1,922.50	1.15%	P-1 A-1+
46640QVE8	J.P. Morgan Securities LLC 08/14/2023	11/17/2022 11/18/2022	\$500,000.00	\$480,983.19	\$480,983.19	5.29%	0.704 0.687	\$96.26 \$481,295.00	\$311.81	1.15%	P-1 A-1
SubTotal			\$4,380,000.00	\$4,273,422.04	\$4,273,422.04	4.93%		\$4,285,528.80	\$12,106.76	10.22%	
Corporate Bond											
05531FBJ1	Truist Financial Corporation 2.200% 03/16/2023	11/23/2022 11/28/2022	\$500,000.00	\$496,390.00 \$2,200.00	\$498,590.00	4.62%	0.290 0.286	\$99.27 \$496,325.00	(\$65.00)	1.18%	A3 A-
24422EUX5	John Deere Capital Corporation 2.600% 03/07/2024	11/15/2022 11/17/2022	\$300,000.00	\$291,912.00 \$1,516.67	\$293,428.67	4.75%	1.268 1.221	\$97.20 \$291,600.00	(\$312.00)	0.70%	A2 A
86787EBC0	Truist Bank 3.200% 04/01/2024	11/7/2022 11/9/2022	\$400,000.00	\$388,528.00 \$1,351.11	\$389,879.11	5.36%	1.337 1.273	\$97.53 \$390,112.00	\$1,584.00	0.93%	A2 A
05531FBB8	Truist Financial Corporation 2.850% 10/26/2024	11/21/2022 11/23/2022	\$500,000.00	\$479,820.00 \$1,068.75	\$480,888.75	5.08%	1.907 1.812	\$96.05 \$480,230.00	\$410.00	1.15%	A3 A-
69371RR57	PACCAR Financial Corp. 0.900% 11/08/2024	11/15/2022 11/17/2022	\$475,000.00	\$440,638.50 \$106.88	\$440,745.38	4.78%	1.942 1.882	\$92.68 \$440,206.25	(\$432.25)	1.05%	A1 A+
14913R2Y2	Caterpillar Financial Services Corporation 4.900% 01/17/2025	11/15/2022 11/18/2022	\$500,000.00	\$501,070.00	\$501,070.00	4.80%	2.134 1.998	\$99.96 \$499,800.00	(\$1,270.00)	1.19%	A2 A
166764BX7	Chevron Corporation 1.995% 05/11/2027	11/17/2022 11/21/2022	\$350,000.00	\$316,627.50 \$193.96	\$316,821.46	4.37%	4.447 4.130	\$90.12 \$315,413.00	(\$1,214.50)	0.75%	Aa2 AA-
SubTotal			\$3,025,000.00	\$2,914,986.00 \$6,437.37	\$2,921,423.37	4.83%		\$2,913,686.25	(\$1,299.75)	6.95%	

Paradise Recreation & Park District - Operating Account

POSITION STATEMENT

As of November 30, 2022



CUSIP	Security Description	Trade Date/ Settlement Date	Par Value	Principal Cost/ Purchased Interest	Total Cost	Yield at Cost	Maturity/ Duration	Market Price/ Market Value	Unrealized Gain/ (Loss)	% of Assets	Moody's/ S&P Rating
Municipal Bond											
692039SE1	Oxnard Union High School District 0.852% 08/01/2024	11/3/2022 11/7/2022	\$425,000.00	\$395,891.75 \$965.60	\$396,857.35	5.03%	1.671 1.620	\$93.79 \$398,599.00	\$2,707.25	0.95%	Aa2 A+
20772KAG4	Connecticut, State of 3.230% 01/15/2025	11/3/2022 11/7/2022	\$500,000.00	\$480,570.00 \$5,024.44	\$485,594.44	5.13%	2.129 2.001	\$97.00 \$484,990.00	\$4,420.00	1.16%	Aa3 AA-
378612AH8	Glendora, City of 1.988% 06/01/2025	11/8/2022 11/10/2022	\$430,000.00	\$396,894.30 \$3,775.54	\$400,669.84	5.24%	2.504 2.370	\$93.38 \$401,534.00	\$4,639.70	0.96%	AAA
70914PW40	Pennsylvania, Commonwealth of 0.950% 08/01/2025	11/7/2022 11/9/2022	\$400,000.00	\$359,156.00 \$1,034.44	\$360,190.44	5.00%	2.671 2.569	\$90.33 \$361,320.00	\$2,164.00	0.86%	Aa3 A+
13063D2T4	California, State of 5.500% 10/01/2025	11/10/2022 11/17/2022	\$200,000.00	\$204,024.00	\$204,024.00	4.74%	2.838 2.601	\$102.23 \$204,456.00	\$432.00	0.49%	Aa2 AA-
801139AE6	Santa Ana, City of 1.176% 08/01/2026	11/7/2022 11/9/2022	\$380,000.00	\$326,442.80 \$1,216.51	\$327,659.31	5.40%	3.671 3.486	\$86.53 \$328,810.20	\$2,367.40	0.78%	AA
76913CBB4	Riverside, County of 2.963% 02/15/2027	11/17/2022 11/21/2022	\$500,000.00	\$458,065.00 \$3,950.66	\$462,015.66	5.19%	4.214 3.839	\$91.51 \$457,565.00	(\$500.00)	1.09%	Aa2 AA
250375LA8	Desert Community College District 3.000% 08/01/2027	11/9/2022 11/14/2022	\$320,000.00	\$293,449.60 \$2,746.67	\$296,196.27	5.00%	4.671 4.234	\$93.42 \$298,947.20	\$5,497.60	0.71%	Aa2 AA
799017WC8	San Mateo Union High School District 2.187% 09/01/2027	11/4/2022 11/8/2022	\$500,000.00	\$440,145.00 \$2,035.13	\$442,180.13	5.02%	4.756 4.389	\$89.12 \$445,620.00	\$5,475.00	1.06%	Aaa
SubTotal			\$3,655,000.00	\$3,354,638.45 \$20,748.99	\$3,375,387.44	5.10%		\$3,381,841.40	\$27,202.95	8.06%	
Negotiable Certificate of Deposit											
05580AS39	BMW Bank of North America 4.800% 11/10/2025	11/7/2022 11/10/2022	\$240,000.00	\$239,460.00	\$239,460.00	4.88%	2.948 2.708	\$99.59 \$239,025.60	(\$434.40)	0.57%	
06740KRH2	Barclays Bank Delaware 4.950% 11/17/2025	11/7/2022 11/16/2022	\$240,000.00	\$239,520.00	\$239,520.00	5.02%	2.967 2.722	\$100.00 \$240,002.40	\$482.40	0.57%	
795451CJ0	Sallie Mae Bank 5.000% 11/18/2025	11/15/2022 11/18/2022	\$243,000.00	\$243,000.00	\$243,000.00	5.00%	2.970 2.724	\$100.14 \$243,332.91	\$332.91	0.58%	
178180GS8	City National Corporation 4.900% 11/24/2025	11/15/2022 11/23/2022	\$243,000.00	\$242,514.00	\$242,514.00	4.97%	2.986 2.742	\$99.86 \$242,667.09	\$153.09	0.58%	

Paradise Recreation & Park District - Operating Account

POSITION STATEMENT

As of November 30, 2022



CUSIP	Security Description	Trade Date/ Settlement Date	Par Value	Principal Cost/ Purchased Interest	Total Cost	Yield at Cost	Maturity/ Duration	Market Price/ Market Value	Unrealized Gain/ (Loss)	% of Assets	Moody's/ S&P Rating
2546732B1	Discover Bank 4.900% 11/30/2027	11/18/2022 11/30/2022	\$243,000.00	\$243,000.00	\$243,000.00	4.90%	5.003 4.382	\$100.02 \$243,046.17	\$46.17	0.58%	
SubTotal			\$1,209,000.00	\$1,207,494.00	\$1,207,494.00	4.96%		\$1,208,074.17	\$580.17	2.88%	
Supranational											
459058GL1	IBRD 3.000% 09/27/2023	11/23/2022 11/28/2022	\$500,000.00	\$492,408.50 \$2,541.67	\$494,950.17	4.88%	0.825 0.799	\$98.45 \$492,270.00	(\$138.50)	1.17%	Aaa AA+
SubTotal			\$500,000.00	\$492,408.50 \$2,541.67	\$494,950.17	4.88%		\$492,270.00	(\$138.50)	1.17%	
U.S. Treasury Bond											
91282CEK3	UST 2.500% 04/30/2024	11/8/2022 11/9/2022	\$500,000.00	\$483,300.78 \$310.77	\$483,611.55	4.87%	1.416 1.401	\$96.93 \$484,670.00	\$1,369.22	1.16%	Aaa AA+
9128286A3	UST 2.625% 01/31/2026	11/7/2022 11/8/2022	\$300,000.00	\$282,269.53 \$2,139.95	\$284,409.48	4.62%	3.173 2.970	\$95.31 \$285,927.00	\$3,657.47	0.68%	Aaa AA+
9128286S4	UST 2.375% 04/30/2026	11/4/2022 11/7/2022	\$325,000.00	\$302,795.90 \$149.26	\$302,945.16	4.52%	3.416 3.221	\$94.31 \$306,504.25	\$3,708.35	0.73%	Aaa AA+
9128286X3	UST 2.125% 05/31/2026	11/7/2022 11/8/2022	\$325,000.00	\$299,228.52	\$299,228.52	4.56%	3.501 3.278	\$93.38 \$303,481.75	\$4,253.23	0.72%	Aaa AA+
SubTotal			\$1,450,000.00	\$1,367,594.73 \$2,599.98	\$1,370,194.71	4.67%		\$1,380,583.00	\$12,988.27	3.29%	
U.S. Treasury Note											
912828V80	UST 2.250% 01/31/2024	11/8/2022 11/9/2022	\$425,000.00	\$411,834.96 \$2,624.49	\$414,459.45	4.88%	1.170 1.127	\$97.16 \$412,930.00	\$1,095.04	0.98%	Aaa AA+
912828B66	UST 2.750% 02/15/2024	11/3/2022 11/4/2022	\$475,000.00	\$462,457.03 \$2,875.17	\$465,332.20	4.90%	1.211 1.164	\$97.63 \$463,756.75	\$1,299.72	1.11%	Aaa AA+
91282CER8	UST 2.500% 05/31/2024	11/4/2022 11/7/2022	\$425,000.00	\$410,291.02	\$410,291.02	4.82%	1.501 1.431	\$96.81 \$411,421.25	\$1,130.23	0.98%	Aaa AA+
91282CEY3	UST 3.000% 07/15/2025	11/8/2022 11/9/2022	\$450,000.00	\$431,736.33 \$4,292.12	\$436,028.45	4.62%	2.625 2.459	\$96.75 \$435,375.00	\$3,638.67	1.04%	Aaa AA+
91282CFE6	UST 3.125% 08/15/2025	11/8/2022 11/9/2022	\$450,000.00	\$433,107.42 \$3,286.35	\$436,393.77	4.58%	2.710 2.539	\$97.03 \$436,639.50	\$3,532.08	1.04%	Aaa AA+
91282CFP1	UST 4.250% 10/15/2025	11/8/2022 11/9/2022	\$450,000.00	\$446,027.34 \$1,313.53	\$447,340.87	4.57%	2.877 2.666	\$99.95 \$449,788.50	\$3,761.16	1.07%	Aaa AA+

Paradise Recreation & Park District - Operating Account

POSITION STATEMENT

As of November 30, 2022



CUSIP	Security Description	Trade Date/ Settlement Date	Par Value	Principal Cost/ Purchased Interest	Total Cost	Yield at Cost	Maturity/ Duration	Market Price/ Market Value	Unrealized Gain/ (Loss)	% of Assets	Moody's/ S&P Rating
912828YQ7	UST 1.625% 10/31/2026	11/9/2022 11/10/2022	\$300,000.00	\$269,812.50 \$134.67	\$269,947.17	4.41%	3.921 3.721	\$91.09 \$273,270.00	\$3,457.50	0.65%	Aaa AA+
912828U24	UST 2.000% 11/15/2026	11/8/2022 11/9/2022	\$325,000.00	\$296,080.08	\$296,080.08	4.44%	3.962 3.737	\$92.33 \$300,079.00	\$3,998.92	0.72%	Aaa AA+
91282CEF4	UST 2.500% 03/31/2027	11/17/2022 11/18/2022	\$350,000.00	\$328,753.91 \$1,177.88	\$329,931.79	4.03%	4.334 4.022	\$93.89 \$328,618.50	(\$135.41)	0.78%	Aaa AA+
91282CEN7	UST 2.750% 04/30/2027	11/15/2022 11/16/2022	\$350,000.00	\$332,199.22 \$425.41	\$332,624.63	4.01%	4.416 4.175	\$94.84 \$331,926.00	(\$273.22)	0.79%	Aaa AA+
91282CEW7	UST 3.250% 06/30/2027	11/17/2022 11/18/2022	\$350,000.00	\$339,130.86 \$4,358.36	\$343,489.22	3.99%	4.584 4.142	\$96.84 \$338,940.00	(\$190.86)	0.81%	Aaa AA+
91282CFB2	UST 2.750% 07/31/2027	11/4/2022 11/7/2022	\$350,000.00	\$325,896.48 \$2,589.33	\$328,485.81	4.38%	4.668 4.272	\$94.72 \$331,516.50	\$5,620.02	0.79%	Aaa AA+
	SubTotal		\$4,700,000.00	\$4,487,327.15 \$23,077.31	\$4,510,404.46	4.51%		\$4,514,261.00	\$26,933.85	10.76%	
Grand Total			\$43,539,580.17	\$41,762,994.51 \$105,867.54	\$41,868,862.05	4.10%		\$41,938,361.98	\$175,367.47	100.00%	

Paradise Recreation & Park District - Operating Account

TRANSACTION STATEMENT

As of November 30, 2022



Transaction Type	Trade Date	Settlement Date	CUSIP	Security Description	Par Value	Principal Amount	Purchased Interest	Total Cost	Yield at Cost
Purchase									
Purchase	10/31/2022	11/2/2022	3130ATTY3	FHLB 4.750% 11/02/2023	500,000.00	499,912.50		499,912.50	4.77%
Purchase	11/3/2022	11/3/2022	62479MSN4	MUFG Bank, Ltd. 05/22/2023	500,000.00	486,111.11		486,111.11	5.14%
Purchase	11/3/2022	11/3/2022	62479MTF0	MUFG Bank, Ltd. 06/15/2023	500,000.00	484,288.89		484,288.89	5.21%
Purchase	11/3/2022	11/4/2022	912828B66	UST 2.750% 02/15/2024	475,000.00	462,457.03	2,875.17	465,332.20	4.90%
Purchase	11/3/2022	11/4/2022	3130AMHH8	FHLB 0.410% 08/01/2024	430,000.00	397,492.00	749.28	398,241.28	5.00%
Purchase	11/3/2022	11/4/2022	3136G4G56	FNMA 0.450% 07/29/2024	400,000.00	370,184.00	475.00	370,659.00	4.98%
Purchase	11/3/2022	11/4/2022	3130ALF25	FHLB 0.400% 11/26/2024	575,000.00	524,158.50	434.44	524,592.94	4.97%
Purchase	11/3/2022	11/4/2022	3130ATND5	FHLB 4.375% 09/13/2024	295,000.00	292,368.60	788.72	293,157.32	4.88%
Purchase	11/4/2022	11/4/2022	62479MR47	MUFG Bank, Ltd. 04/04/2023	150,000.00	146,961.13		146,961.13	4.93%
Purchase	11/4/2022	11/4/2022	62479MQ63	MUFG Bank, Ltd. 03/06/2023	500,000.00	492,070.00		492,070.00	4.76%
Purchase	11/3/2022	11/4/2022	3130AQUG6	FHLB 1.770% 11/25/2025	500,000.00	456,035.00	3,908.75	459,943.75	4.90%
Purchase	11/3/2022	11/4/2022	3133XVDG3	FHLB 4.375% 09/13/2024	180,000.00	178,502.22	1,115.63	179,617.85	4.85%
Purchase	11/3/2022	11/4/2022	3133ENKG4	FFCB 1.470% 01/11/2027	475,000.00	416,513.25	2,191.73	418,704.98	4.75%
Purchase	11/3/2022	11/4/2022	3133ENK33	FFCB 3.625% 03/06/2024	425,000.00	417,622.85	2,482.11	420,104.96	4.98%
Purchase	11/4/2022	11/7/2022	91282CFB2	UST 2.750% 07/31/2027	350,000.00	325,896.48	2,589.33	328,485.81	4.38%
Purchase	11/4/2022	11/7/2022	9128286S4	UST 2.375% 04/30/2026	325,000.00	302,795.90	149.26	302,945.16	4.52%
Purchase	11/4/2022	11/7/2022	91282CER8	UST 2.500% 05/31/2024	425,000.00	410,291.02	4,644.81	414,935.83	4.82%
Purchase	11/4/2022	11/7/2022	3130AMWW8	FHLB 1.100% 09/30/2026	310,000.00	268,925.00	350.47	269,275.47	4.87%

Paradise Recreation & Park District - Operating Account

TRANSACTION STATEMENT

As of November 30, 2022



Transaction Type	Trade Date	Settlement Date	CUSIP	Security Description	Par Value	Principal Amount	Purchased Interest	Total Cost	Yield at Cost
Purchase	11/3/2022	11/7/2022	20772KAG4	Connecticut, State of 3.230% 01/15/2025	500,000.00	480,570.00	5,024.44	485,594.44	5.13%
Purchase	11/4/2022	11/7/2022	3130ALNU4	FHLB 0.680% 03/24/2025	450,000.00	407,164.50	365.50	407,530.00	4.97%
Purchase	11/4/2022	11/7/2022	3133EMUP5	FFCB 0.710% 04/01/2025	425,000.00	384,595.25	301.75	384,897.00	4.96%
Purchase	11/4/2022	11/7/2022	3130ATVC8	FHLB 4.875% 06/14/2024	450,000.00	449,968.50		449,968.50	4.88%
Purchase	11/4/2022	11/7/2022	3130ATPW1	FHLB 4.625% 12/08/2023	500,000.00	498,500.00	1,156.25	499,656.25	4.90%
Purchase	11/3/2022	11/7/2022	692039SE1	Oxnard Union High School District 0.852% 08/01/2024	425,000.00	395,891.75	965.60	396,857.35	5.03%
Purchase	11/4/2022	11/7/2022	3133ENL99	FFCB 3.375% 09/15/2027	350,000.00	333,910.50	1,706.25	335,616.75	4.44%
Purchase	11/7/2022	11/8/2022	9128286X3	UST 2.125% 05/31/2026	325,000.00	299,228.52	3,038.00	302,266.52	4.56%
Purchase	11/7/2022	11/8/2022	9128286A3	UST 2.625% 01/31/2026	300,000.00	282,269.53	2,139.95	284,409.48	4.62%
Purchase	11/7/2022	11/8/2022	3135G0U43	FNMA 2.875% 09/12/2023	300,000.00	295,209.00	1,341.66	296,550.66	4.82%
Purchase	11/7/2022	11/8/2022	3135G06J7	FNMA 0.650% 12/10/2025	325,000.00	285,935.00	868.47	286,803.47	4.89%
Purchase	11/4/2022	11/8/2022	799017WC8	San Mateo Union High School District 2.187% 09/01/2027	500,000.00	440,145.00	2,035.13	442,180.13	5.02%
Purchase	11/7/2022	11/8/2022	3130ALGR9	FHLB 0.85% 02/26/26	300,000.00	263,169.00	510.00	263,679.00	4.93%
Purchase	11/7/2022	11/8/2022	3130AN4D9	FHLB 0.750% 06/30/2025	425,000.00	381,947.50	1,133.33	383,080.83	4.88%
Purchase	11/7/2022	11/8/2022	3130ALHH0	FHLB 0.960% 03/05/2026	325,000.00	286,334.75	546.00	286,880.75	4.88%
Purchase	11/7/2022	11/8/2022	3133EMQG0	FFCB 0.320% 02/10/2025	425,000.00	383,626.25	332.44	383,958.69	4.93%
Purchase	11/7/2022	11/8/2022	3133EM5W8	FFCB 0.680% 09/22/2025	425,000.00	378,304.83	369.28	378,674.11	4.82%
Purchase	11/7/2022	11/8/2022	46640QRA1	J.P. Morgan Securities LLC 04/10/2023	350,000.00	342,815.38		342,815.38	4.93%

Paradise Recreation & Park District - Operating Account

TRANSACTION STATEMENT

As of November 30, 2022



Transaction Type	Trade Date	Settlement Date	CUSIP	Security Description	Par Value	Principal Amount	Purchased Interest	Total Cost	Yield at Cost
Purchase	11/7/2022	11/8/2022	3130AQF65	FHLB 1.250% 12/21/2026	350,000.00	306,731.60	1,664.93	308,396.53	4.58%
Purchase	11/7/2022	11/8/2022	3133ENAL4	FFCB 0.290% 10/12/2023	300,000.00	287,532.00	62.83	287,594.83	4.93%
Purchase	11/7/2022	11/8/2022	3133ELY32	FFCB 0.550% 07/22/2026	300,000.00	257,709.00	485.83	258,194.83	4.74%
Purchase	11/7/2022	11/8/2022	3133ELC28	FFCB 0.730% 05/27/2025	450,000.00	405,544.50	1,469.12	407,013.62	4.89%
Purchase	11/8/2022	11/9/2022	912828V80	UST 2.250% 01/31/2024	425,000.00	411,834.96	2,624.49	414,459.45	4.88%
Purchase	11/8/2022	11/9/2022	912828U24	UST 2.000% 11/15/2026	325,000.00	296,080.08	3,144.02	299,224.10	4.44%
Purchase	11/8/2022	11/9/2022	91282CFP1	UST 4.250% 10/15/2025	450,000.00	446,027.34	1,313.53	447,340.87	4.57%
Purchase	11/8/2022	11/9/2022	91282CEK3	UST 2.500% 04/30/2024	500,000.00	483,300.78	310.77	483,611.55	4.87%
Purchase	11/8/2022	11/9/2022	91282CEY3	UST 3.000% 07/15/2025	450,000.00	431,736.33	4,292.12	436,028.45	4.62%
Purchase	11/8/2022	11/9/2022	91282CFE6	UST 3.125% 08/15/2025	450,000.00	433,107.42	3,286.35	436,393.77	4.58%
Purchase	11/7/2022	11/9/2022	86787EBC0	Truist Bank 3.200% 04/01/2024	400,000.00	388,528.00	1,351.11	389,879.11	5.36%
Purchase	11/7/2022	11/9/2022	70914PW40	Pennsylvania, Commonwealth of 0.950% 08/01/2025	400,000.00	359,156.00	1,034.44	360,190.44	5.00%
Purchase	11/8/2022	11/9/2022	3133EAG44	FFCB 2.630% 08/03/2026	308,000.00	286,992.55	2,160.11	289,152.66	4.64%
Purchase	11/8/2022	11/9/2022	3130ATT31	FHLB 4.500% 10/03/2024	500,000.00	497,045.00	687.50	497,732.50	4.83%
Purchase	11/8/2022	11/9/2022	3130AQBD4	FHLB 1.200% 12/30/2024	450,000.00	415,948.50	1,935.00	417,883.50	4.97%
Purchase	11/8/2022	11/9/2022	3130AP3A1	FHLB 0.850% 06/29/2026	375,000.00	326,250.00	354.17	326,604.17	4.79%
Purchase	11/7/2022	11/9/2022	801139AE6	Santa Ana, City of 1.176% 08/01/2026	380,000.00	326,442.80	1,216.51	327,659.31	5.40%
Purchase	11/9/2022	11/10/2022	912828YQ7	UST 1.625% 10/31/2026	300,000.00	269,812.50	134.67	269,947.17	4.41%
Purchase	11/8/2022	11/10/2022	378612AH8	Glendora, City of 1.988% 06/01/2025	430,000.00	396,894.30	3,775.54	400,669.84	5.24%

Paradise Recreation & Park District - Operating Account

TRANSACTION STATEMENT

As of November 30, 2022



Transaction Type	Trade Date	Settlement Date	CUSIP	Security Description	Par Value	Principal Amount	Purchased Interest	Total Cost	Yield at Cost
Purchase	11/7/2022	11/10/2022	05580AS39	BMW Bank of North America 4.800% 11/10/2025	240,000.00	239,460.00		239,460.00	4.88%
Purchase	11/9/2022	11/10/2022	3133ENEQ9	FFCB 1.640% 05/24/2027	350,000.00	306,701.50	2,646.78	309,348.28	4.70%
Purchase	11/3/2022	11/10/2022	3133ENZ37	FFCB 4.875% 01/10/2025	425,000.00	425,027.20		425,027.20	4.88%
Purchase	11/9/2022	11/14/2022	250375LA8	Desert Community College District 3.000% 08/01/2027	320,000.00	293,449.60	2,746.67	296,196.27	5.00%
Purchase	11/15/2022	11/16/2022	91282CEN7	UST 2.750% 04/30/2027	350,000.00	332,199.22	425.41	332,624.63	4.01%
Purchase	11/15/2022	11/16/2022	880591EU2	TNNLL 2.875% 02/01/2027	350,000.00	333,084.15	2,934.90	336,019.05	4.14%
Purchase	11/7/2022	11/16/2022	06740KRH2	Barclays Bank Delaware 4.950% 11/17/2025	240,000.00	239,520.00		239,520.00	5.02%
Purchase	11/15/2022	11/17/2022	24422EUX5	John Deere Capital Corporation 2.600% 03/07/2024	300,000.00	291,912.00	1,516.67	293,428.67	4.75%
Purchase	11/15/2022	11/17/2022	69371RR57	PACCAR Financial Corp. 0.900% 11/08/2024	475,000.00	440,638.50	106.88	440,745.38	4.78%
Purchase	11/10/2022	11/17/2022	13063D2T4	California, State of 5.500% 10/01/2025	200,000.00	204,024.00		204,024.00	4.74%
Purchase	11/17/2022	11/18/2022	91282CEW7	UST 3.250% 06/30/2027	350,000.00	339,130.86	4,358.36	343,489.22	3.99%
Purchase	11/17/2022	11/18/2022	91282CEF4	UST 2.500% 03/31/2027	350,000.00	328,753.91	1,177.88	329,931.79	4.03%
Purchase	11/15/2022	11/18/2022	14913R2Y2	Caterpillar Financial Services Corporation 4.900% 01/17/2025	500,000.00	501,070.00		501,070.00	4.80%
Purchase	11/17/2022	11/18/2022	46640QVE8	J.P. Morgan Securities LLC 08/14/2023	500,000.00	480,983.19		480,983.19	5.29%
Purchase	11/17/2022	11/18/2022	3133XG6E9	FHLB 5.750% 06/12/2026	365,000.00	382,939.75	9,094.58	392,034.33	4.25%
Purchase	11/15/2022	11/18/2022	795451CJ0	Sallie Mae Bank 5.000% 11/18/2025	243,000.00	243,000.00		243,000.00	5.00%
Purchase	11/17/2022	11/21/2022	166764BX7	Chevron Corporation 1.995% 05/11/2027	350,000.00	316,627.50	193.96	316,821.46	4.37%

Paradise Recreation & Park District - Operating Account

TRANSACTION STATEMENT

As of November 30, 2022



Transaction Type	Trade Date	Settlement Date	CUSIP	Security Description	Par Value	Principal Amount	Purchased Interest	Total Cost	Yield at Cost
Purchase	11/17/2022	11/21/2022	76913CBB4	Riverside, County of 2.963% 02/15/2027	500,000.00	458,065.00	3,950.66	462,015.66	5.19%
Purchase	11/21/2022	11/22/2022	742651DP4	PEFCO 2.450% 07/15/2024	350,000.00	336,353.50	3,025.07	339,378.57	4.94%
Purchase	11/15/2022	11/23/2022	178180GS8	City National Corporation 4.900% 11/24/2025	243,000.00	242,514.00		242,514.00	4.97%
Purchase	11/22/2022	11/23/2022	3130AAAG3	FHLB 2.625% 12/11/2026	365,000.00	343,943.15	4,311.56	348,254.71	4.19%
Purchase	11/21/2022	11/23/2022	05531FBB8	Truist Financial Corporation 2.850% 10/26/2024	500,000.00	479,820.00	1,068.75	480,888.75	5.08%
Purchase	11/23/2022	11/25/2022	3133EFBJ5	FFCB 2.320% 08/28/2023	530,000.00	520,027.52	2,971.53	522,999.05	4.87%
Purchase	11/23/2022	11/28/2022	3130ATZ42	FHLB 4.875% 11/28/2023	500,000.00	499,630.00		499,630.00	4.95%
Purchase	11/23/2022	11/28/2022	459058GL1	IBRD 3.000% 09/27/2023	500,000.00	492,408.50	2,541.67	494,950.17	4.88%
Purchase	11/23/2022	11/28/2022	05531FBJ1	Truist Financial Corporation 2.200% 03/16/2023	500,000.00	496,390.00	2,200.00	498,590.00	4.62%
Purchase	11/28/2022	11/29/2022	69372BNL0	PACCAR Financial Corp. 01/20/2023	380,000.00	377,749.56		377,749.56	4.12%
Purchase	11/28/2022	11/29/2022	313373B68	FHLB 4.375% 03/13/2026	385,000.00	385,704.55	3,555.90	389,260.45	4.31%
Purchase	11/18/2022	11/30/2022	2546732B1	Discover Bank 4.900% 11/30/2027	243,000.00	243,000.00		243,000.00	4.90%
Total					32,862,000.00	31,122,971.56	124,719.02	31,247,690.58	

Paradise Recreation & Park District - Operating Account

TRANSACTION STATEMENT

As of November 30, 2022



Transaction Type	Payment Date	Settlement Date	CUSIP	Security Description	Interest Received
Interest/Dividends					
Interest/Dividends	11/1/2022	11/1/2022	31846V567	First American Funds, Inc.	2,471.02
Interest/Dividends	11/15/2022	11/15/2022	912828U24	UST 2.000% 11/15/2026	3,250.00
Interest/Dividends	11/25/2022	11/25/2022	3130AQUG6	FHLB 1.770% 11/25/2025	4,425.00
Interest/Dividends	11/25/2022	11/25/2022	3133ENEQ9	FFCB 1.640% 05/24/2027	2,870.00
Interest/Dividends	11/28/2022	11/28/2022	3133ELC28	FFCB 0.730% 05/27/2025	1,642.50
Interest/Dividends	11/30/2022	11/30/2022	9128286X3	UST 2.125% 05/31/2026	3,453.13
Interest/Dividends	11/30/2022	11/30/2022	91282CER8	UST 2.500% 05/31/2024	5,312.50
Interest/Dividends	11/30/2022	11/30/2022	00358CASH	FIVE STAR PAYROLL CHECKING	1.23
Interest/Dividends	11/30/2022	11/30/2022	00359CASH	FIVE STAR GRANT MONEY MARKET	1,110.52
Interest/Dividends	11/30/2022	11/30/2022	00360CASH	FIVE STAR INVESTMENT MONEY MARKET	12,173.49
Total					36,709.39

Transaction Type	Trade Date	Settlement Date	Transaction Description	Amount
Custodian Fee				
Custodian Fee	11/28/2022	11/28/2022	Cash Out	(0.85)
Total				(0.85)

Paradise Recreation & Park District - Operating Account

STATEMENT DISCLOSURE

As of November 30, 2022



Meeder provides monthly statements for its investment management clients to provide information about the investment portfolio. The information should not be used for audit or confirmation purposes. Please review your custodial statements and report any inaccuracies or discrepancies.

Certain information and data has been supplied by unaffiliated third parties. Although Meeder believes the information is reliable, it cannot warrant the accuracy of information offered by third parties. Market value may reflect prices received from pricing vendors when current market quotations are not available. Prices may not reflect firm bids or offers and may differ from the value at which the security can be sold.

Statements may include positions from unmanaged accounts provided for reporting purposes. Unmanaged accounts are managed directly by the client and are not included in the accounts managed by the investment adviser. This information is provided as a client convenience and the investment adviser assumes no responsibility for performance of these accounts or the accuracy of the data reported.

Investing involves risk. Past performance is no guarantee of future results. Debt and fixed income securities are subject to credit and interest rate risk. The investment return and principal value of an investment will fluctuate so that an investors shares, when redeemed, may be worth more or less than their original cost. Current performance may be lower or higher than the performance data quoted.

Meeder Investment Management is the global brand for the Meeder group of affiliated companies. Investment advisory services are provided through Meeder Public Funds, Inc. Please contact us if you would like to receive a copy of our current ADV disclosure brochure or privacy policy.